

GOD KEEPS HIS PROMISES

A lesson on God's faithfulness



ABRAHAM & SARAH

BY: GODLY PEARLS

INSTRUCTIONS FOR EDUCATORS

Thank you for downloading this Bible story teaching pack from Godly Pearls (www.godlypearls.com). We exist to make Jesus Christ known, one story at a time.

This Bible story teaching pack is titled “God Keeps His Promises – A lesson on God’s faithfulness to Abraham and Sarah”. It summarises God’s promise to give Abraham and Sarah a son, Isaac, who would become the heir, and through whom the families of the earth will be blessed. We explained that while the promises were not fulfilled after years of waiting, they were eventually fulfilled – thus, we see the faithfulness of God in bringing His promises to pass no matter how long it will take.

The bible references for the story are as follows: Genesis 11:29,30; 12:1-3; 15:1-6; 17:1-8, 15-16; 18:1-14; 21:1-7.

We ask that you take the time to prayerfully read the bible references provided and study the materials too. We pray “that the God of our Lord Jesus Christ, the Father of glory, may give unto you the spirit of wisdom and revelation in the knowledge of him” (Ephesians 1:17)

We do not take for granted the call and ministry of training kids in a godly way – right from their childhood. Train up a child in the way he should go, and when he is old he will not depart from it (Proverbs 22:6).

We do not underestimate the potentials for kids to understand and store God’s word in their hearts from their early age. And that from childhood you have known the Holy Scriptures, which are able to make you wise for salvation through faith which is in Christ Jesus (2 Timothy 3:15).

Ultimately, we do not underestimate the power and will of God to bring these children into an enduring relationship with Him. But Jesus said, “Let the little children come to Me, and do not forbid them; for of such is the kingdom of heaven” (Matthew 19:14).

This is our desire, hope and joy – that each child might come to experience love and grace in Jesus as they understand His words.

In this Bible story teaching pack, you have the following:

1. Story book/cards.

You will get a book or a pack of large cards depending on how you print yours. This is the section that contains the retelling of the story of Abraham and Sarah. There are words and pictures to hold the attention of the children.

2. Sequencing flashcards.

Use these cards in a group activity to assess children’s understanding of the story of Abraham and Sarah. Shuffle the cards, then, ask the group to

rearrange the flashcards in the correct order. Don't forget to shuffle the cards first.

3. Conversation cards

These cards will provide some questions for you to explore with the kids. Encourage them to explore God's faithfulness to them and their families using the questions in these cards. Use these cards in a group activity. You will be amazed at what you find out!

4. Story starter cards

Each of these cards contains a story prompt or beginning sentence and a corresponding picture to help kids retell the story of Abraham and Sarah in their own words. Use these cards in a group activity. They will feel confident that they can tell the story and even go on to tell their friends and families. Are you a parent? You will enjoy listening to your child retelling this story.

5. Handwriting sheet

A handwriting sheet is provided to be used as individual class, home, or church assignment or to be completed immediately after the study. You get to decide. The lessons will be indirectly emphasized as they trace the words provided.

6. Memory verse and prayer cards

Print these memory verse cards and ask the children to recite them a few times after the study. Then, ask them to take them home, so they can learn to recite the verses during the week. You can quickly ask them to recite the verse before the next study in the following week.

A prayer card is also provided – please use this only as a guide. The end goal is for each child to be able to use their own words while praying to God.

7. Reveal-the-picture game

This game contains some questions or quiz that need to be answered before the children can see the picture underneath the quiz. Print out the picture. Then, print out the quiz sheet and cut out each question along the lines provided. Using a light tape, or an adhesive, paste each question on the picture until the picture is covered. Then, let the children answer the questions randomly and guess what's underneath. The questions are related to the study; thus, you can assess their understanding in this group activity.

8. Crossword puzzle

Print the puzzle to be used as assignment or solved after the study. The answers are included in the puzzle sheet.

9. Maze

Print the maze to be used as assignment or solved after the study.

10. Word search

Print the word search to be used as assignment or solved after the study. The answers are included in the word search sheet.

11. Word scramble

Print the word scramble sheet and get the kids to unscramble the words. A list of words is provided to make this quick, easy, and fun. If you are using with an older kid, you might want to cut out the word-list section and get them to unscramble the words without using the word-list.

12. Acrostic poem card

This poem card gives older children the opportunity to think deeply about God's faithfulness and what it means as they fill in the words on the card.

13. Learn and colour

Another card aimed at emphasizing the study as kids interact with the pictures and the words.

14. Reward "stickers"

A set of stickers to say, "thank you" and "well done" to the kids for listening and engaging during the study. Print out the sheet, cut out the stickers and use a glue to apply each "sticker" to a child's worksheet when needed.

The instructions are generic to educators, but you know your child/children best; so feel free to adapt the contents as relevant to the different age groups you are in charge of.

We hope you will find these resources useful in your homes, classes, churches, or any other location where you teach children the word of God.

We welcome any feedback you might have about using these resources. Please contact us at contact@godlypearls.com or on our [Facebook page](#).

Thanks and God bless you.

The Team at Godly Pearls.

©2022. Godly Pearls.

COPYRIGHT

Terms of Use: This free printable resource was designed for parents, Sunday School teachers, Bible Club teachers, children evangelist, Christian educators, etc, to teach kids. It is for your personal use.

Please respect the work, time and copyright of this resource and other materials (e.g., clip arts and fonts) used in this resource.

Please, DO NOT sell, host, reproduce, giveaway, or store for any reason other than personal uses.

Please share and encourage others to visit www.godlypearls.com/resource-centre/ where they can download a free copy of this and other resources directly from our resource page. Thank you for your honesty!

THANK YOU TO THESE CLIP ARTISTS

Some images
were designed
by Brgfx
@Freepik.com



LET'S CONNECT!

We would love to connect with you. Find us through any of the contacts below

Website: Visit www.godlypearls.com

Facebook Page: [Godly Pearls](#)

Instagram: [@godlypearlsnz](#)

Twitter: [@godlypearls10](#)

Email: contact@godlypearls.com

GOD KEEPS HIS PROMISES

A lesson on God's faithfulness



ABRAHAM & SARAH

BY: GODLY PEARLS

GOD KEEPS HIS PROMISES: A lesson on God's faithfulness to Abraham and Sarah

A title in the *Bible story teaching pack* by Godly Pearls

Bible References: Genesis 11:29,30; 12:1-3; 15:1-6; 17:1-8, 15-16; 18:1-14; 21:1-7

- ❖ *Explain and discuss God's faithfulness to his people through the story of Abraham and Sarah from the Bible.*
- ❖ *Discuss lessons from the story and how it applies to kids today.*
- ❖ *Engage kids in the various activities to reinforce the story and the lessons.*

This resource was designed for parents, Sunday School teachers, Bible Club teachers, Christian educators and evangelists, etc.

Abraham and Sarah had been married for a long time but had no child. They were very rich and had many servants working for them and living with them.

They were getting old, and Sarah was sad that she did not yet have a child. They prayed to God many times for God to give them a child.



When Abraham was 75 years old, God spoke to him and said, "Listen Abraham, I will make you into a great nation. I will bless you and make you famous. You will be a blessing to others.

All the people, families and nations on earth will be blessed through you."

That was a very big promise God made to Abraham.



At another time, God spoke to Abraham and said, “Do not be afraid, I will protect you, and your reward will be very great”.

Abraham thought about the blessings and asked God. “Why are you giving me all these blessings when I don’t even have a son?”

Maybe Eliezer, my eldest servant will be my heir and inherit all my wealth”.



God replied Abraham,
“No, you will have a
son of your own who
will be your heir.”

Then God took
Abraham outside and
said to him, “Look up
into the sky and count
the stars if you can.
That’s how many
children you will have!”





Abraham looked at the stars up in the sky.

The stars were so many.

He would never be able to finish counting them!





Remember that Abraham was getting old and does not know when Sarah will be able to have a child?

He thought of all the promises God has made to him. What should he do now?

Abraham chose to believe God because he knew that God will never tell a lie.




The years went by and there was still no child for Abraham and Sarah. Sarah kept thinking, "when will God give us a baby?" By now, Abraham was 99 years old. But Abraham still believed in the promises of God to him.



Abram bowed down in gratitude.

He knew God had not forgotten his promises to him.

God said, "This is my covenant with you: I will make you the father of many nations! I will always be your God and the God of your children forever.



A little while later, Abraham was sitting in front of his tent on a very hot day.

He looked up and saw three men standing nearby. Abraham ran to meet them and welcomed them, bowing low to the ground.

He asked them to stay for a meal and they agreed.



So Abraham ran back to the tent and said to Sarah, "Hurry! Bake some bread!"

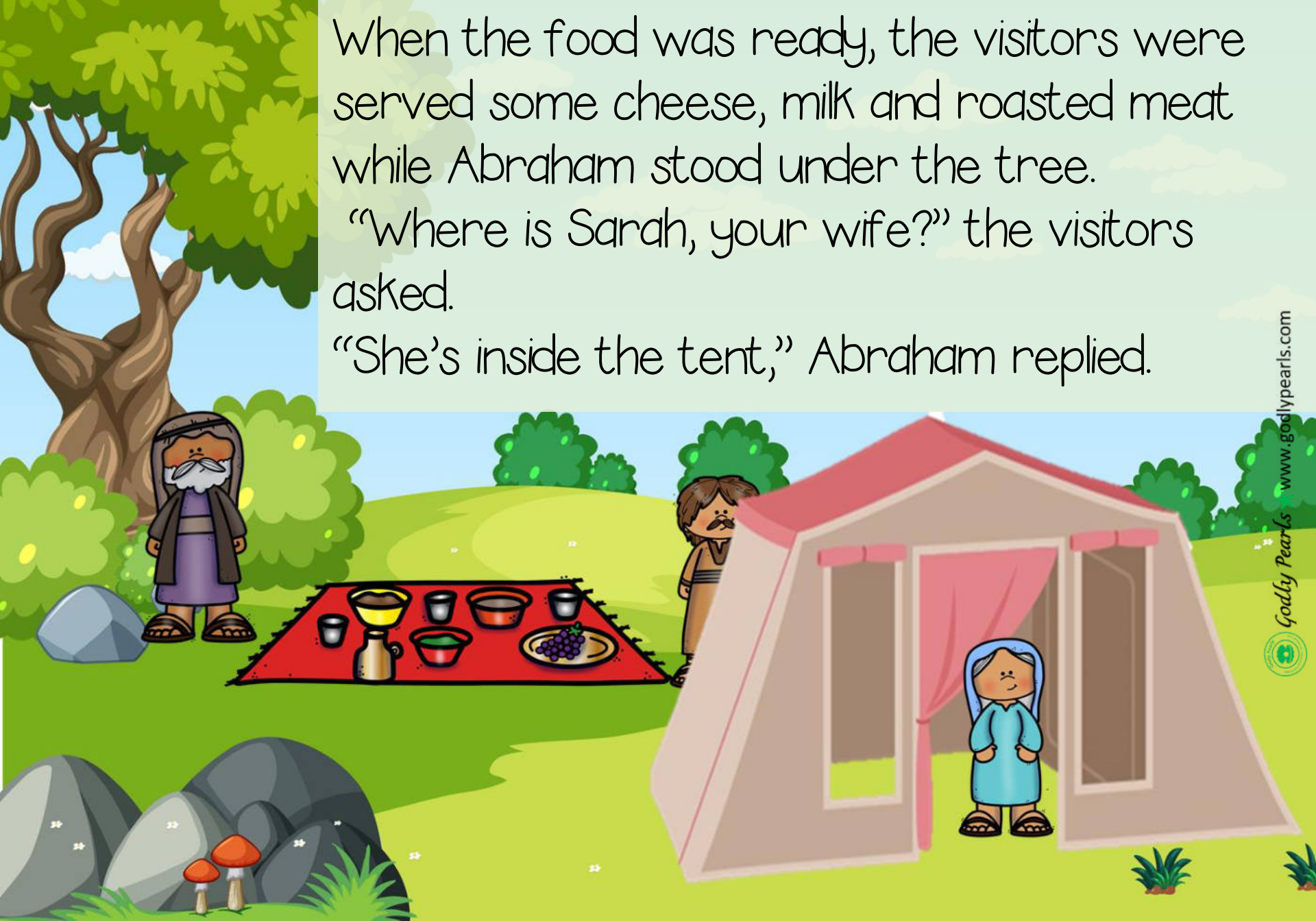
Then Abraham asked his servant to quickly roast some meat.



When the food was ready, the visitors were served some cheese, milk and roasted meat while Abraham stood under the tree.

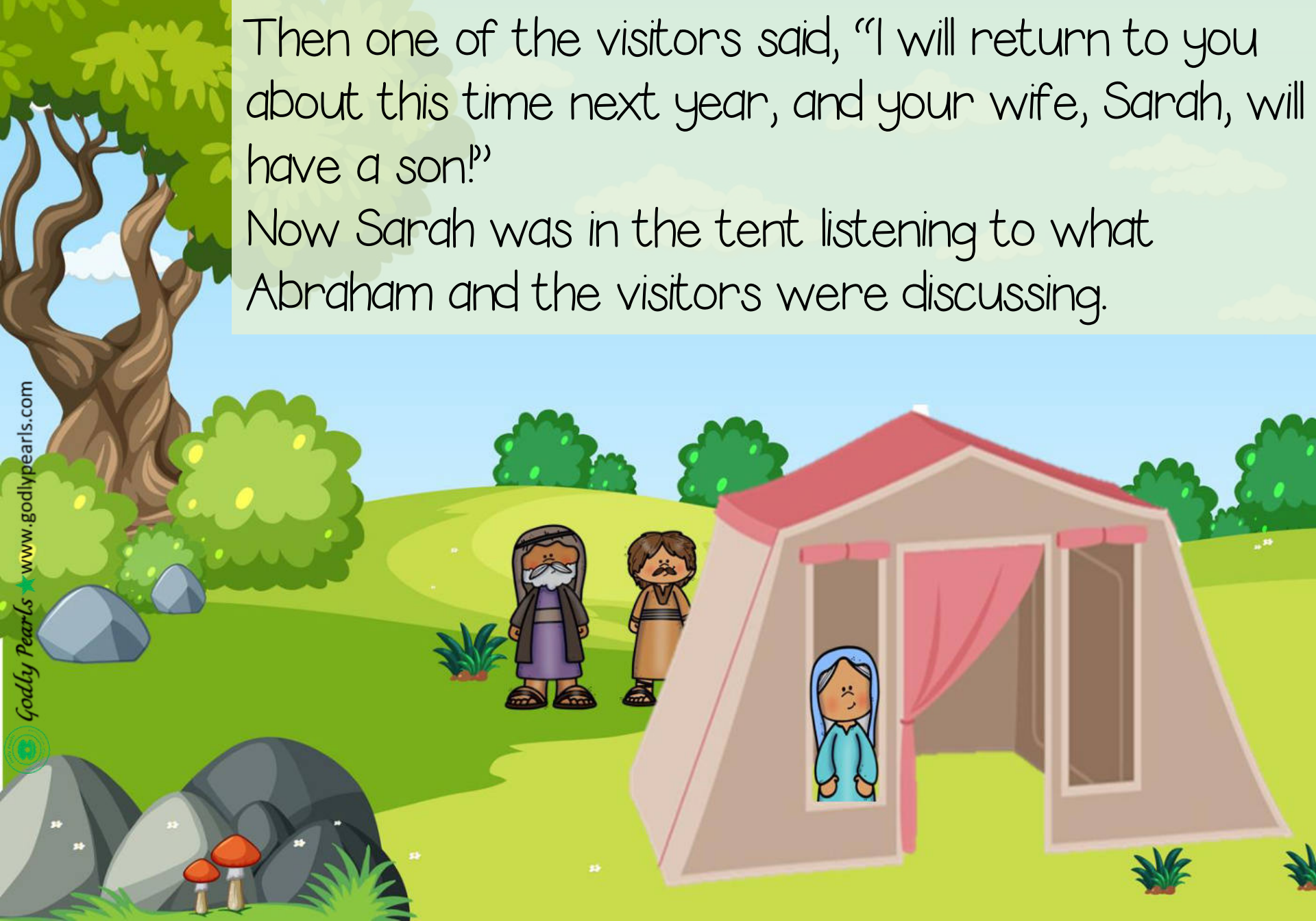
“Where is Sarah, your wife?” the visitors asked.

“She’s inside the tent,” Abraham replied.



Then one of the visitors said, "I will return to you about this time next year, and your wife, Sarah, will have a son!"

Now Sarah was in the tent listening to what Abraham and the visitors were discussing.



So when she heard that she would have a son in one year's time, she laughed silently to herself.

“How can I have a child at this age? I am so old and Abraham, my husband is also old”, she thought to herself.

But God kept his promises to Abraham and Sarah!



A few months later from when the three men visited Abraham and Sarah in their tent, Sarah became pregnant. Then she gave birth to a son and Abraham called his name, Isaac.



By this time, Abraham was 100 years old and Sarah was 90 years old when Isaac was born. God kept his promise and gave Sarah a son, exactly when he promised he would.



Sarah was full of joy and praised God.

She said, "God has caused me to laugh.

Everyone who hears about the birth of Isaac will laugh with me. I can't believe it but Abraham and I had a baby when we are this old!"

She was so excited at God's faithfulness.





This means He will do what He says He will do.

Even when things seem difficult, we can trust God because He does not lie and tells the truth always.

God never
lies



When we pray, and it is
taking too long,
When we don't know when
the answer will come,
We can trust God
because He will never be
late.



COPYRIGHT

Terms of Use: This free printable resource was designed for parents, Sunday School teachers, Kids club teachers, children evangelist, Christian educators, etc, to teach kids. It is for your personal use.

Please respect the work, time and copyright of this resource and other materials (e.g., clip arts and fonts) used in this resource.

Please, DO NOT sell, host, reproduce, giveaway, or store for any reason other than personal uses.

Please share and encourage others to visit www.godlypearls.com/resource-centre/ where they can download a free copy of this and other resources directly from our resource page. Thank you for your honesty!

ATTRIBUTION

THANK YOU TO THESE CLIP ARTISTS

Some images
were designed
by Brgfx
@Freepik.com



This resource is not for sale. Thank you. ©2022. Godly Pearls. www.godlypearls.com

 Godly Pearls ★ www.godlypearls.com

THANK YOU!

Thank you for downloading this resource.

We hope you find it impactful on you and the kids you teach the word of God. We hope this resource will enable a deeper understanding of who God is - and help develop a personal and life-long relationship with God who loves us so much.

Please do not hesitate to contact us if you have any questions. We will be happy to help as much as we can.

LET'S CONNECT!

We would love to connect with you. Find us through any of the contacts below

Website: Visit www.godlypearls.com

Facebook Page: [Godly Pearls](#)

Instagram: @godlypearlsnz

Twitter: @godlypearls10

Email: contact@godlypearls.com



GOD KEEPS HIS PROMISES

A lesson on God's faithfulness



ABRAHAM & SARAH

BY: GODLY PEARLS

GOD KEEPS HIS PROMISES: A lesson on God's faithfulness to Abraham and Sarah

Sequencing Flashcards

Assess kids understanding of the story of Abraham and Sarah by asking them to arrange these sequencing flashcards in the correct order.

This resource was designed for parents, Sunday School teachers, Kids club teachers, Christian educators and evangelists, etc.

THANK YOU TO THESE CLIP ARTISTS

LET'S CONNECT!

Some images
were designed
by Bngfx
@Freepik.com



Website: Visit www.godlypearls.com
Facebook Page: [Godly Pearls](#)
Instagram: @godlypearlsnz
Twitter: @godlypearls10
Email: contact@godlypearls.com

Abraham and Sarah had been married for a long time but had no child. They were getting old, and Sarah was sad that she did not yet have a child. They prayed to God many times for God to give them a child.



When Abraham was 75 years old, God made a very big promise to Abraham. God said, "I will make you into a great nation. I will bless you and make you famous. You will be a blessing to others".





Then God took Abraham outside and said to him, "Look up into the sky and count the stars if you can. That's how many children you will have!"

Abraham looked up the sky to his right and to his left. The stars were so many, he would never be able to count them! He believed God.

The years went by and there was still no child for Abraham and Sarah. Sarah kept thinking, "when will God give us a baby?" By now, Abraham was 99 years old. But Abraham still believed in the promises of God to him.



A little while later, Abraham was sitting in front of his tent and saw three men standing nearby. Abraham ran to meet them and welcomed them.

He asked them to stay for a meal and they agreed.



When the food was ready, the visitors were served some cheese, milk and roasted meat.

One of the visitors said, "I will return to you about this time next year, and your wife, Sarah, will have a son!"



Sarah heard that she would have a son in one year's time, and she laughed to herself.

"How can I have a child at this age? I am so old and Abraham, my husband is also old", she thought to herself.



A year later, Sarah gave birth to a son called Isaac. Abraham was 100 years old and Sarah was 90 years old. God kept his promises and gave Sarah a son, exactly when he promised he would.



Sarah was full of joy and praised God.

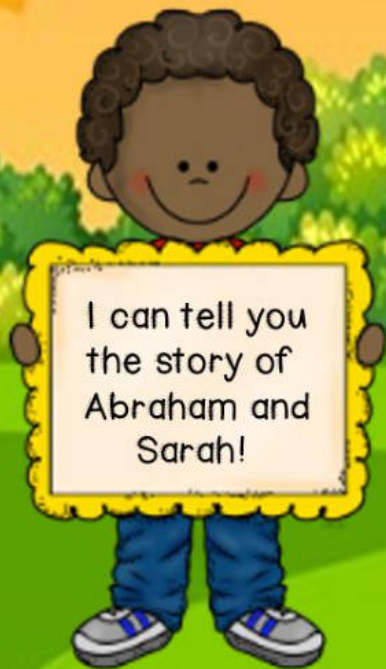
She said, "God has caused me to laugh. I can't believe it but Abraham and I had a baby when we are this old!"

She was so excited at God's faithfulness.



GOD KEEPS HIS PROMISES

A lesson on God's faithfulness



ABRAHAM & SARAH

BY: GODLY PEARLS

GOD KEEPS HIS PROMISES: A lesson on God's faithfulness to Abraham and Sarah

Story Starter Cards

Encourage kids to retell the story of Abraham and Sarah in their own words with these story starter cards.

This resource was designed for parents, Sunday School teachers, Kids club teachers, Christian educators and evangelists, etc.

THANK YOU TO THESE CLIP ARTISTS

Some images
were designed
by Brgfx
@Freepik.com



LET'S CONNECT!

Website: Visit www.godlypearls.com

Facebook Page: [Godly Pearls](#)

Instagram: @godlypearlsnz

Twitter: @godlypearls10

Email: contact@godlypearls.com

1

Abraham and Sarah were married but...



2

God told Abraham...



3

Then, God asked Abraham to...




4

After a long time, Sarah....



5

Abraham knew that God will...



6

Later, three visitors...



7

Sarah heard the visitors talk to Abraham and...



8

A year later...



GOD KEEPS HIS PROMISES

A lesson on God's faithfulness



ABRAHAM & SARAH



BY: GODLY PEARLS

GOD KEEPS HIS PROMISES: A lesson on God's faithfulness to Abraham and Sarah

Reveal the Picture Cards

Encourage kids to answer the questions to find out the picture underneath! The questions will help emphasize the lessons in the study.

This resource was designed for parents, Sunday School teachers, Kids club teachers, evangelists, Christian educators, etc.

THANK YOU TO THESE CLIP ARTISTS

Some images
were designed
by Bngfx
@Freepik.com



LET'S CONNECT!

Website: Visit www.godlypearls.com

Facebook Page: [Godly Pearls](https://www.facebook.com/GodlyPears)

Instagram: @godlypearlsnz

Twitter: @godlypearls10

Email: contact@godlypearls.com



Lion clipart
designed by
Brgfx
@Freepik.com

What was the name of Abraham's wife?

How many visitors did Abraham see outside his tent?

How old was Abraham when he had Isaac, his son?

God said Abraham's children would be as many as what?

How old was Sarah when she gave birth to Isaac?

What did Sarah do when she heard one of the visitors say she would give birth to a son in one year's time?

Mention one of God's promises to Abraham

Did God keep his promises to Abraham and Sarah?

What food did Abraham serve the visitors who came to his tent?

GOD KEEPS HIS PROMISES

A lesson on God's faithfulness



ABRAHAM & SARAH

BY: GODLY PEARLS

GOD KEEPS HIS PROMISES: A lesson on God's faithfulness to Abraham and Sarah

Conversation Cards

Encourage kids to explore God's faithfulness to them and their families using the questions in these cards. You will be amazed what you find out!

This resource was designed for parents, Sunday School teachers, Kids club teachers, Christian educators and evangelists, etc.

LET'S CONNECT

Website: Visit www.godlypearls.com

Facebook Page: [Godly Pearls](#)

Instagram: @godlypearlsnz

Twitter: @godlypearls10

Email: contact@godlypearls.com

THANK YOU TO THESE CLIP ARTISTS



This resource is not for sale. Thank you. ©2022. Godly Pearls.
www.godlypearls.com

 Godly Pearls  www.godlypearls.com

Why should we
trust God?

Can we trust God every
time, even when our
prayers have not been
answered?

What things can we
trust God for?

What can we do while
we wait for God to
fulfil his promises to
us?

Do you know of any
promises God has
made to you?
If yes, can you share
them?



GOD KEEPS HIS PROMISES

A lesson on God's
faithfulness

Learn and colour

BY: GODLY PEARLS

GOD KEEPS HIS PROMISES: A lesson on God's faithfulness to Abraham and Sarah

"Learn and Colour"

A title in the "Bible story teaching pack" by Godly Pearls

COPYRIGHT

Terms of Use: This free printable resource was designed for parents, Sunday School teachers, Kids club teachers, children evangelist, Christian educators, etc, to teach kids. It is for your personal use.

Please respect the work, time and copyright of this resource and other materials (e.g., clip arts and fonts) used in this resource.

Please, DO NOT sell, host, reproduce, giveaway, or store for any reason other than personal uses.

Please share and encourage others to visit

www.godlypearls.com/resource-centre/ where they can download a free copy of this and other resources directly from our resource page.

Thank you for your honesty!

THANK YOU TO THESE CLIP ARTISTS



LET'S CONNECT!

Website: Visit www.godlypearls.com

Facebook Page: [Godly Pearls](#)

Instagram: @godlypearlsnz

Twitter: @godlypearls10

Email: contact@godlypearls.com

Name:



Godly Pearls  www.godlypearls.com

Abraham and Sarah had been married for a long time but had no child. They were getting old, and Sarah was sad that she did not yet have a child.

Name:



God made a big promise to Abraham. He said:
I will make you into a great nation. I will bless you
and make you famous. You will be a blessing to
others.




Name:



"How can I have a child at this age? I am so old and Abraham, my husband is also old", Sarah thought to herself.

Name:



Sarah gave birth to a son and called his name, Isaac.



GOD KEEPS HIS PROMISES

A lesson on God's
faithfulness

I can
memorize
and pray!

BY: GODLY PEARLS

GOD KEEPS HIS PROMISES: A lesson on God's faithfulness to Abraham and Sarah

Memorize and Pray

Encourage kids to memorize the Scripture verse and pray using the prayer prompt. Feel free to let them use their own words when praying – the prompt is just a guide.

This resource was designed for parents, Sunday School teachers, Kids club teachers, Christian educators and evangelists, etc.

Scriptures were taken from NJKV.

THANK YOU TO THESE CLIP ARTISTS



This resource is not for sale. Thank you.

©2022. Godly Pearls. www.godlypearls.com



Godly Pearls ★ www.godlypearls.com



I CAN MEMORIZE

And the LORD
visited Sarah as
He had said,
and the LORD
did for Sarah as
He had spoken.



Genesis 21:1





I CAN PRAY

Dear Lord,
help me
to trust YOU
always because
Your Word
is true.
In Jesus name
I pray
Amen





GOD KEEPS HIS PROMISES



A lesson on God's faithfulness

Name:

God is faithful

Always faithful

To me and my

family

I will trust God



GOD KEEPS HIS PROMISES

A lesson on God's faithfulness

Word Search

Find and circle the words below

Name:

K	Z	J	O	N	A	P	A	J	E	F	Q	J
U	F	R	D	S	S	T	R	M	Z	Y	K	H
N	S	B	R	E	H	I	I	O	O	Y	T	F
C	O	V	E	N	A	N	T	M	M	L	H	C
O	O	U	W	V	S	H	C	B	A	I	A	B
P	Y	M	U	N	N	E	T	E	X	A	S	L
A	O	X	I	R	M	R	W	L	S	O	V	E
W	M	J	V	B	V	I	S	I	T	O	R	S
V	Q	S	E	H	Y	T	A	E	C	P	Y	S
V	X	U	W	I	M	B	R	V	X	N	D	I
L	K	I	A	B	W	V	A	E	U	Z	S	N
X	K	M	F	A	I	T	H	F	U	L	W	G
B	T	H	U	Q	G	P	Q	H	B	T	Z	O

Promise
Faithful
Blessing
Wealth
Inherit



Believe
Visitors
Isaac
Sarah
Covenant

GOD KEEPS HIS PROMISES

A lesson on God's faithfulness

Word Search - Answers

Find and circle the words below



Promise
Faithful
Blessing
Wealth
Inherit



Believe
Visitors
Isaac
Sarah
Covenant

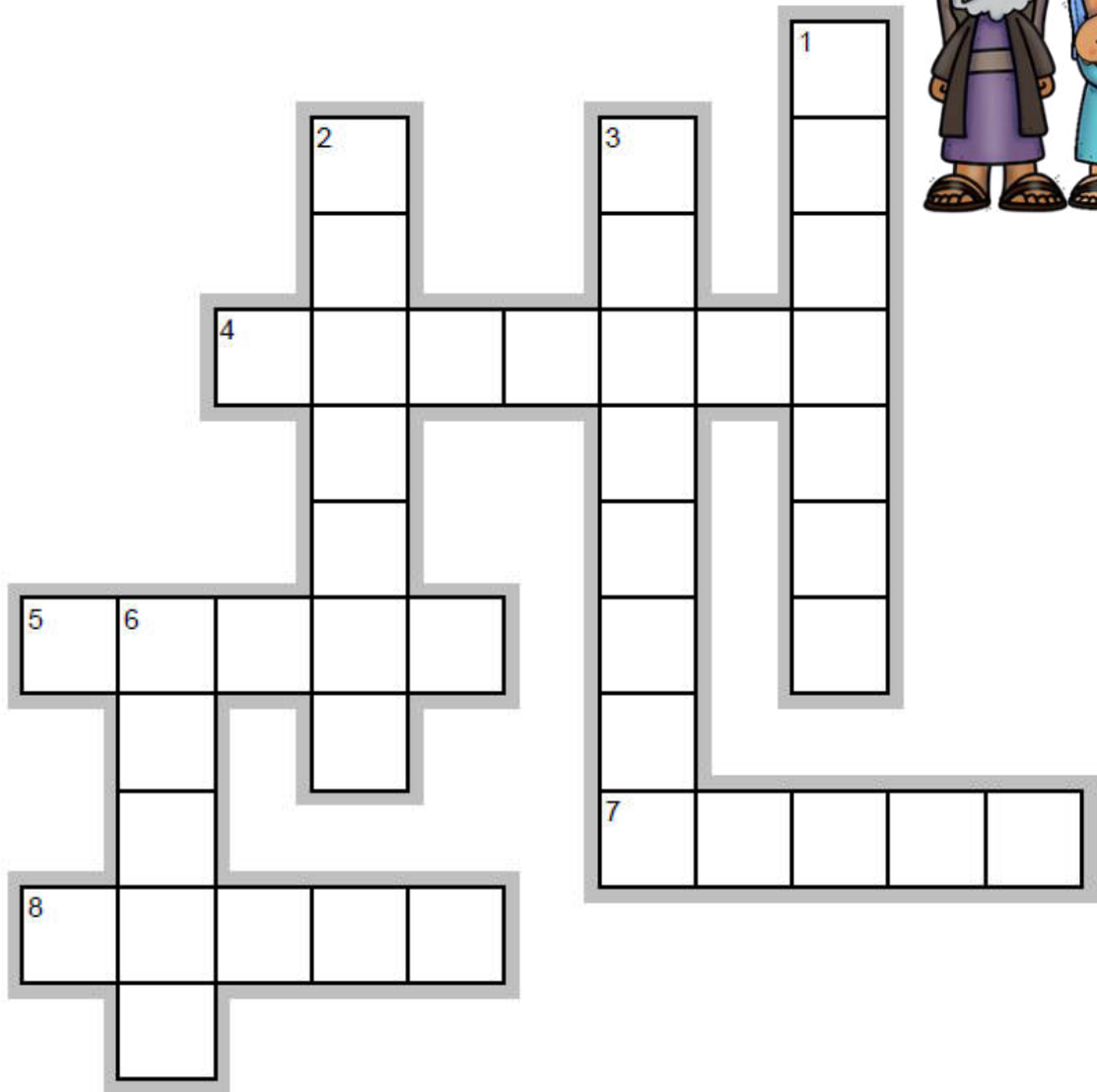
GOD KEEPS HIS PROMISES

A lesson on God's faithfulness

Crossword Puzzle

Read each clue. Then, write the missing word in the puzzle.

Name:



Across

- 4. God made a big _____ to Abraham (7)
- 5. The name of Abraham & Sarah's son is _____ (5)
- 7. What did Sarah do when she heard what the visitor said?(5)
- 8. I _____ God when I have faith in Him (5)

Down

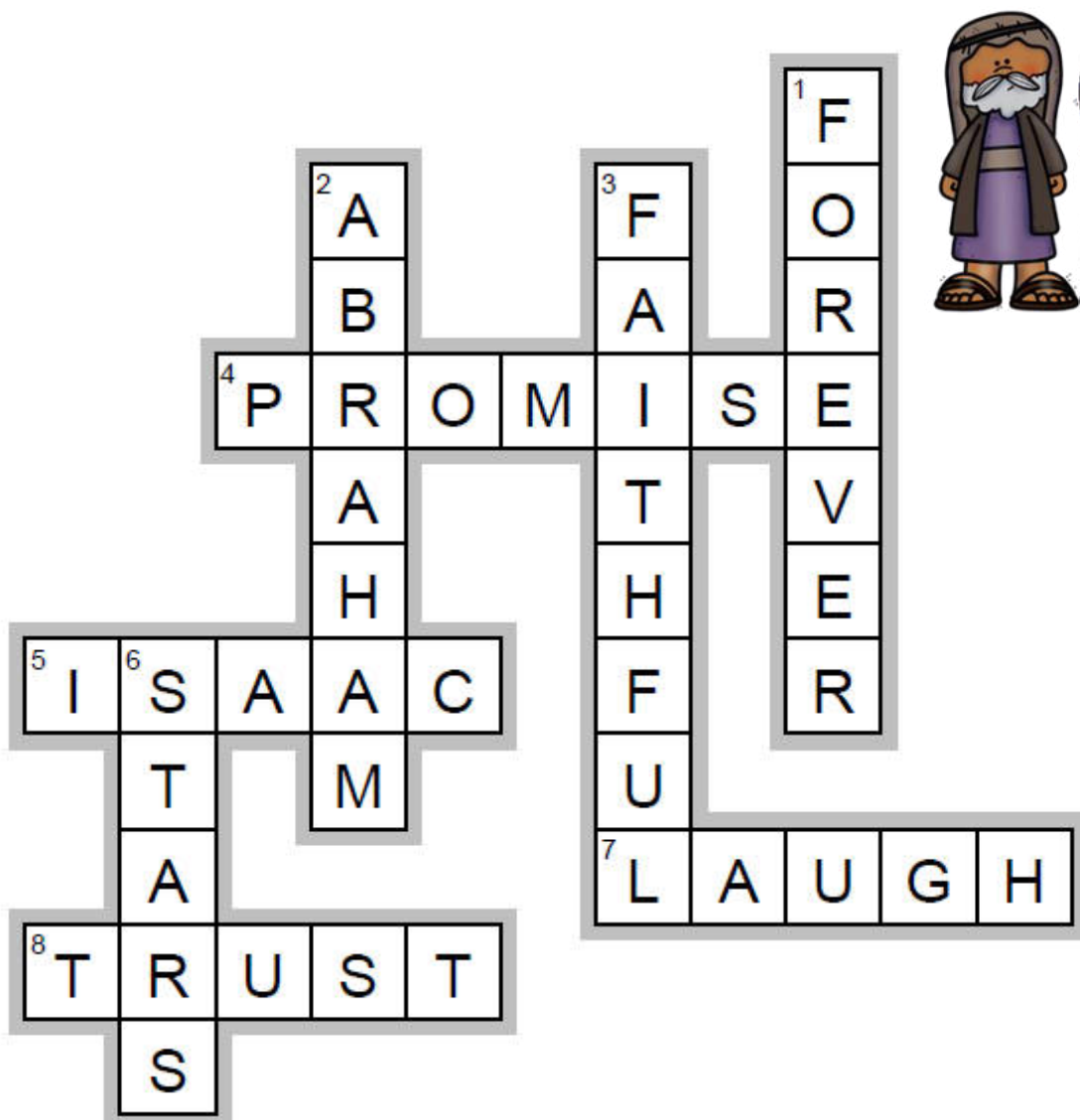
- 1. God said He will be the God of Abraham and his children for how long? (7)
- 2. The husband of Sarah is _____ (7)
- 3. God is _____ because He does what He says He will do (8)
- 6. God told Abraham to count the _____ (5)

GOD KEEPS HIS PROMISES

A lesson on God's faithfulness

Crossword Puzzle - Answers

Read each clue. Then, write the missing word in the puzzle.



Across

- God made a big _____ to Abraham (PROMISE)
- The name of Abraham & Sarah's son is _____ (ISAAC)
- What did Sarah do when she heard what the visitor said?(LAUGH)
- I _____ God when I have faith in Him (TRUST)

Down

- God said He will be the God of Abraham and his children for how long? (FOREVER)
- The husband of Sarah is _____ (ABRAHAM)
- God is _____ because He does what He says He will do (FAITHFUL)
- God told Abraham to count the _____(STARS)

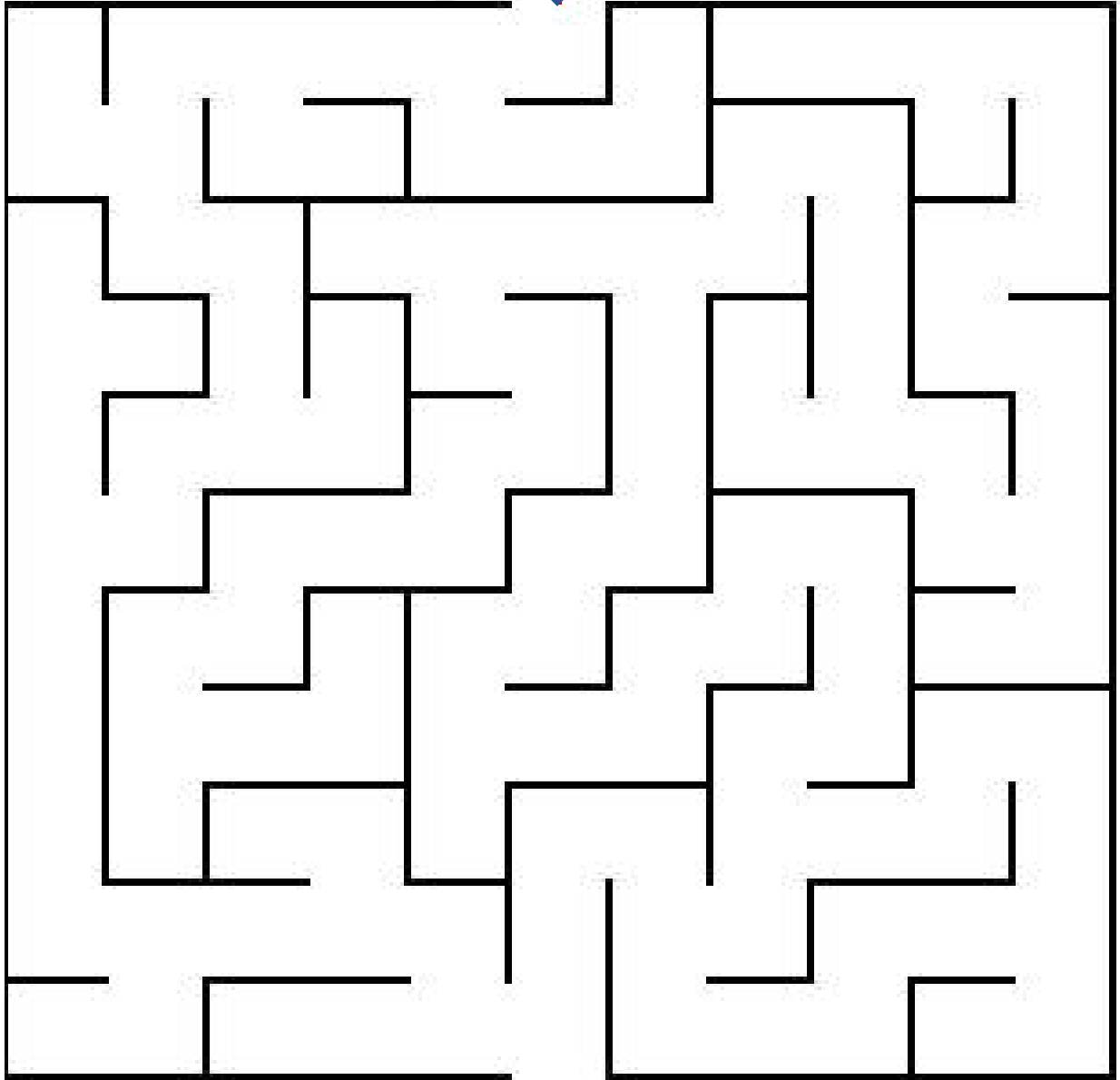
GOD KEEPS HIS PROMISES

A lesson on God's faithfulness

Puzzle sheet

Help Abraham get to Sarah and Isaac!

Name:



GOD KEEPS HIS PROMISES
A lesson on God's faithfulness

Word Scramble

Instruction: Unscramble the words below using clues from the word list

Name:

ROSPEMI

AFFITHLU

SLGISNBE

LVEIBEE

VTECNONA

ACIAS

ASRST

ARABHAM

Word list

Abraham
Blessing
Promise
Believe

Covenant
Stars
Isaac
Faithful





GOD IS FAITHFUL



Name:

F-

A-

I-

T-

H-

F-

U-

L-

