

JESUS IS ALIVE!

The true Easter story – series 2



BY: GODLY PEARLS

INSTRUCTIONS FOR EDUCATORS

Thank you for downloading this Bible story teaching pack from Godly Pearls (www.godlypearls.com). We exist to make Jesus Christ known, one story at a time.

This Bible story teaching pack is titled “Jesus is alive!: The true Easter story – series 2”. It summarises the events that led to the resurrection of Jesus and the significance of the resurrection of Jesus. These events include the burial of Jesus by Joseph of Arimathea; the placing of a guard at the tomb by the chief priests and Pharisees; the appearance of an angel who rolled away the stone at the tomb; the appearance of Jesus to Mary Magdalene, some women, his disciples, and so on. The story also emphasises the importance and necessity of the resurrection of Jesus. This is not just a story – if Jesus did not rise from the grave, our faith is in vain and has no foundation.

The bible references for the story are as follows: Matthew 27:57 – 28:10; Luke 24:13-15,36-53.

We ask that you take the time to prayerfully read the bible references provided and study the materials too. We pray “that the God of our Lord Jesus Christ, the Father of glory, may give unto you the spirit of wisdom and revelation in the knowledge of him” (Ephesians 1:17)

We do not take for granted the call and ministry of training kids in a godly way – right from their childhood. Train up a child in the way he should go, and when he is old he will not depart from it (Proverbs 22:6).

We do not underestimate the potentials for kids to understand and store God’s word in their hearts from their early age. And that from childhood you have known the Holy Scriptures, which are able to make you wise for salvation through faith which is in Christ Jesus (2 Timothy 3:15).

Ultimately, we do not underestimate the power and will of God to bring these children into an enduring relationship with Him. But Jesus said, “Let the little children come to Me, and do not forbid them; for of such is the Kingdom of heaven” (Matthew 19:14).

This is our desire, hope and joy – that each child might come to experience love and grace in Jesus as they understand His words.

In this Bible story teaching pack, you have the following:

1. Story book/cards.

You will get a book or a pack of large cards depending on how you print yours. This is the section that contains the retelling of the story of how Jesus rose up from the grave. There are words and pictures to hold the attention of the children.

2. Sequencing flashcards.

Use these cards in a group activity to assess children's understanding of the story of how Jesus rose up from the grave. Shuffle the cards, then, ask the group to rearrange the flashcards in the correct order. Don't forget to shuffle the cards first!

3. Conversation cards

These cards will provide some questions for you to explore with the kids. Encourage them to explore the events and significance of Jesus rising from the grave using the questions in these cards. Use these cards in a group activity. You will be amazed at what you find out.

4. Story starter cards

Each of these cards contains a story prompt or beginning sentence and a corresponding picture to help kids retell the story of how Jesus rose from the grave in their own words. Use these cards in a group activity. They will feel confident that they can tell the story and even go on to tell their friends and families. Are you a parent? You will enjoy listening to your child retelling this story.

5. Handwriting sheet

A handwriting sheet is provided to be used for home, class, or church assignment or to be completed immediately after the

study. You get to decide. The lessons will be indirectly emphasized as they trace the words provided.

6. Memory verse and prayer cards

Print these memory verse cards and ask the children to recite them a few times after the study. Then, ask them to take them home, so they can learn to recite the verses during the week. You can quickly ask them to recite the verse before the next study in the following week.

A prayer card is also provided – please use this only as a guide. The end goal is for each child to be able to use their own words while praying to God.

7. Reveal-the-picture game

This game contains some questions or quiz that need to be answered before the children can see the picture underneath the quiz. Print out the picture. Then, print out the quiz sheet and cut out each question along the lines provided. Using a light tape, or an adhesive, paste each question on the picture until the picture is covered. Then, let the children answer the questions randomly and guess what's underneath. The questions are related to the study; thus, you can assess their understanding in this group activity.

8. Crossword puzzle

Print the puzzle to be used as assignment or solved after the study. The answers are included in the puzzle sheet.

9. Maze

Print the maze to be used as assignment or solved after the study.

10. Word search

Print the word search to be used as assignment or solved after the study. The answers are included in the word search sheet.

11. Word scramble

Print the word scramble sheet and get the kids to unscramble the words. A list of words is provided to make this quick, easy, and fun. If you are using with an older kid, you might want to cut out the word-list section and get them to unscramble the words without using the word-list.

12. Acrostic poem card

This poem card gives older children the opportunity to explore the significance of the resurrection of Jesus.

13. Learn and colour

Another activity aimed at emphasizing the study as kids interact with the pictures and the words.

14. Reward “stickers”

A set of stickers to say, “thank you” and “well done” to the kids for listening and engaging during the study. Print out the sheet, cut out the stickers and use a glue to apply each “sticker” to a child’s worksheet when needed.

Please note that the instructions are generic to educators, but you know your child/children best; so feel free to adapt the contents as relevant to the different age groups you are in charge of.

We hope you will find these resources useful in your homes, classes, churches, or any other location where you teach children the word of God.

We welcome any feedback you might have about using these resources. Please contact us at contact@godlypearls.com or on our [Facebook page](#).

Thanks and God bless you.
The Team at Godly Pearls.

©2022.  Godly Pearls

COPYRIGHT

Terms of Use: This free printable resource was designed for parents, Sunday School teachers, Kids club teachers, children evangelist, Christian educators, etc, to teach kids. It is for your personal use.

Please respect the work, time and copyright of this resource and other materials (e.g., clip arts and fonts) used in this resource.

Please, DO NOT sell, host, reproduce, giveaway, or store for any reason other than personal uses.

Please share and encourage others to visit www.godlypearls.com/resource-centre/ where they can download a free copy of this and other resources directly from our resource page. Thank you for your honesty!

THANK YOU TO THESE CLIP ARTISTS



LET'S CONNECT!

We would love to connect with you. Find us through any of the contacts below

Website: Visit www.godlypearls.com

Facebook Page: [Godly Pearls](#)

Instagram: [@godlypearlsnz](#)

Twitter: [@godlypearls10](#)

Email: contact@godlypearls.com

This resource is not for sale. Thank you. ©2022. Godly Pearls. www.godlypearls.com

JESUS IS ALIVE!

The true Easter story – series 2



BY: GODLY PEARLS

Jesus is alive: The true Easter story (series 2)

A title in the *Bible story teaching pack* by Godly Pearls

Bible References: Matthew 27:57 – 28:10; Luke 24:13-15,36-53

- ❖ *Explain the events that led to the resurrection of Jesus and the significance of the resurrection of Jesus.*
- ❖ *Discuss lessons from the story and what it means for kids today. Some suggestions are provided in the main story.*
- ❖ *Engage kids in the various activities to reinforce the story and the lessons.*

This resource was designed for parents, Sunday School teachers, Kids club teachers, Christian educators, evangelists, missionaries, etc.

This is series 2 of *The true Easter story*. Download Series 1 "Jesus suffers and dies" from the website

This resource is not for sale. Thank you.

©2022. Godly Pearls. www.godlypearls.com.



Godly Pearls ★ www.godlypearls.com



After Jesus died, a rich man named Joseph went to see Pontius Pilate. Joseph was from the city of Arimathea and was a follower of Jesus. Joseph asked Pilate to allow him to bury the body of Jesus. Pilate agreed.

So, Joseph took the body of Jesus, wrapped it in a clean cloth, and put the body in a new tomb. The tomb was for Joseph.




The next day, the chief priests and Pharisees went to meet Pilate. They asked Pilate to put guards at the tomb. They said the disciples of Jesus might take the body of Jesus away and lie to everyone that Jesus rose up from the grave. So, guards watched the tomb to make sure no one took away the body of Jesus.

©2022. **GodlyPearls**



On the third day after Jesus died, there was a great earthquake very early in the morning. An angel of the Lord came down from heaven and rolled away the stone at the door of the tomb. When the guards saw the angel, they were very afraid.

©2022. **Godly Pearls**



Mary Magdalene and some women came to the tomb and saw that the tomb was empty – Jesus was no longer there! The angel said to the women, “Do not be afraid. I know you are looking for Jesus who was crucified. He is not here. He is risen just like He told you. Come and see where the body of Jesus was laid in the tomb”.

©2022.  Godly Pearls



The angel told the women to go and tell the disciples of Jesus that He is alive. The angel said Jesus would meet them in Galilee just like He told them before He was crucified. The women were very happy and ran from the tomb to go and tell the disciples of Jesus.

On their way, Jesus appeared to them and said, "Do not be afraid. Go and tell my disciples to go to Galilee. They will see me there".




Later, two men who were followers of Jesus, were travelling to a place called Emmaus. The men were discussing all the things that has happened to Jesus. As they went on the way, Jesus appeared to them and started to discuss with them.

©2022.  Godly Pearls




Jesus finally showed Himself to His disciples. They were very happy to see Him. Jesus reminded them of all the things He had taught them. He told the disciples to go and tell everyone about the good news and all they had seen. The good news is that Jesus died for our sins and is alive forever!

After Jesus finished speaking with His disciples, He blessed them and started to rise into heaven. The disciples went back to Jerusalem and continued praising God.



Yes, Jesus died.
But He is alive
and lives
forever and
ever!



Jesus told the
disciples to
share the good
news to
everyone.



No one could
stop Jesus
from rising
from the dead.



Before Jesus died,
He told His disciples
all the things that
would happen to
Him— and they
happened just like He
said!



COPYRIGHT

Terms of Use: This free printable resource was designed for parents, Sunday School teachers, Kids club teachers, children evangelist, Christian educators, etc, to teach kids. It is for your personal use.

Please respect the work, time and copyright of this resource and other materials (e.g., clip arts and fonts) used in this resource.

Please, DO NOT sell, host, reproduce, giveaway, or store for any reason other than personal uses.

Please share and encourage others to visit www.godlypearls.com/resource-centre/ where they can download a free copy of this and other resources directly from our resource page. Thank you for your honesty!

ATTRIBUTION

THANK YOU TO THESE CLIP ARTISTS



This resource is not for sale. Thank you. ©2022. Godly Pearls. www.godlypearls.com

 Godly Pearls  www.godlypearls.com

THANK YOU!

Thank you for downloading this resource.

We hope you find it impactful on you and the kids you teach the word of God. We hope this resource will enable a deeper understanding of who God is - and help develop a personal and life-long relationship with God who loves us so much.

Please do not hesitate to contact us if you have any questions. We will be happy to help as much as we can.

LET'S CONNECT!

We would love to connect with you. Find us through any of the contacts below

Website: Visit www.godlypearls.com

Facebook Page: [Godly Pearls](#)

Instagram: @godlypearlsnz

Twitter: @godlypearls10

Email: contact@godlypearls.com



JESUS IS ALIVE!

The true Easter story – series 2



BY: GODLY PEARLS

Jesus is alive: The true Easter story (Series 2)

Sequencing Flashcards

Assess kids' understanding of the events that led to the resurrection of Jesus by asking them to arrange these sequencing flashcards in the correct order.

This resource was designed for parents, Sunday School teachers, Kids club teachers, Christian educators and evangelists, etc.

THANK YOU TO THESE CLIP ARTISTS



LET'S CONNECT!

Website: Visit www.godlypearls.com

Facebook Page: [Godly Pearls](https://www.facebook.com/GodlyPearls)

Instagram: @godlypearlsnz

Twitter: @godlypearls10


Email: contact@godlypearls.com

After Jesus died,
Joseph of
Arimathea buried
the body of Jesus
in his own new
tomb.



Guards watched the tomb to make sure no one took away the body of Jesus. On the third day after Jesus died, an angel of the Lord came down from heaven and rolled away the stone at the door of the tomb. When the guards saw the angel, they were very afraid.

©2022. **GodlyPearls**



Mary Magdalene and some women came to the tomb and saw that the tomb was empty – Jesus was no longer there!

©2022.  Godly Pearls




Later, two men who were followers of Jesus, were travelling to a place called Emmaus. The men were discussing all the things that has happened to Jesus. As they went on the way, Jesus appeared to them and started to discuss with them.

©2022.  Godly Pearls



Jesus finally showed Himself to His disciples. They were very happy to see Him.

After Jesus finished speaking with His disciples, He blessed them and started to rise into heaven. The disciples went back to Jerusalem and continued praising God.



JESUS IS ALIVE!

The true Easter story – series 2



Join me to
answer the
questions and
find the picture!

BY: GODLY PEARLS

JESUS IS ALIVE: The true Easter story – series 2

Reveal the Picture Cards

Encourage kids to answer the questions to find out the picture underneath! The questions will help emphasize the lessons in the study.

This resource was designed for parents, Sunday School teachers, Kids club teachers, evangelists, Christian educators, etc.

THANK YOU TO THESE CLIP ARTISTS

Some images
were designed
by Brgfx
@Freepik.com

KariBolt
children's illustrator

**hello
FONTS**
www.jenjonesfonts.com

LET'S CONNECT!

Website: Visit www.godlypearls.com

Facebook Page: [Godly Pearls](#)

Instagram: @godlypearlsnz

Twitter: @godlypearls10

Email: contact@godlypearls.com



Polar bear clipart
designed by
Brgfx
@Freepik.com

Who buried
Jesus in a
tomb?

How many men
did Jesus appear
to, on the way to
Emmaus?

What did the
angel tell the
women who came
to look for Jesus
at the tomb?

Who rolled
away the stone
at the tomb
where Jesus
was buried?

In what city did
Jesus ask His
disciples to meet
Him after He
rose from the
grave?

Why were
guards watching
the tomb where
Jesus was
buried?

JESUS IS ALIVE!

The true Easter story – series 2



BY: GODLY PEARLS

JESUS IS ALIVE: The true Easter story – series 2.

Story Starter Cards

Encourage kids to retell the story 'Jesus is Alive' in their own words with these story starter cards.

This resource was designed for parents, Sunday School teachers, Kids club teachers, Christian educators and evangelists, etc.

THANK YOU TO THESE CLIP ARTISTS



LET'S CONNECT!

Website: Visit www.godlypearls.com

Facebook Page: [Godly Pearls](#)

Instagram: @godlypearlsnz

Twitter: @godlypearls10

Email: contact@godlypearls.com

1

After Jesus died,
Joseph...



©2022 GodlyPearls

2


Guards...



©2022 GodlyPearls

3

On the third day
after Jesus died,...



©2022 GodlyPearls

4

Mary Magdalene
and....



©2022 GodlyPearls

5

Later, Jesus...



©2022 GodlyPearls

6

Then Jesus.....



©2022 GodlyPearls

Godly Pearls ★ www.godlypearls.com

JESUS IS ALIVE!

The true Easter story – series 2



BY: GODLY PEARLS

JESUS IS ALIVE: The true Easter story – series 2

Conversation Cards

Encourage kids to explore the events and significance of the resurrection of Jesus on the cross using the questions in these cards. You will be amazed what you find out!

This resource was designed for parents, Sunday School teachers, Kids club teachers, Christian educators and evangelists, etc.

LET'S CONNECT

Website: Visit www.godlypearls.com

Facebook Page: [Godly Pearls](#)

Instagram: @godlypearlsnz

Twitter: @godlypearls10

Email: contact@godlypearls.com

THANK YOU TO THESE CLIP ARTISTS



This resource is not for sale. Thank you. ©2022. Godly Pearls.
www.godlypearls.com

 Godly Pearls  www.godlypearls.com

Why can you trust
that whatever
God says will
surely happen?

Why do you think it
was important for
Jesus to rise from the
grave?

What can you do when
it seems God has not
answered your
prayers?

Mention the ways you
can share the good
news that Jesus is
alive?

JESUS IS ALIVE

The true Easter story –
series 2



BY: GODLY PEARLS

JESUS IS ALIVE: The true Easter story – series 2.

Memorize and Pray

Encourage kids to memorize the Scripture verse and pray using the prayer prompt. Feel free to let them use their own words when praying – the prompt is just a guide.

This resource was designed for parents, Sunday School teachers, Kids club teachers, Christian educators and evangelists, etc.

Scriptures were taken from NJKV.

THANK YOU TO THESE CLIP ARTISTS



This resource is not for sale. Thank you.

©2022. Godly Pearls. www.godlypearls.com



I CAN MEMORIZE

~~~~~  
"He is not here; for  
He is risen, as He  
said. Come, see the  
place where the  
Lord lay".

Matthew 28:6



# I CAN PRAY



Dear Lord,

I believe you rose from the  
grave and You live forever.

Please help me to share this  
good news with everyone.

In Jesus name

I pray

Amen.

# JESUS IS ALIVE

The true Easter story –  
series 2

Learn and colour

**BY: GODLY PEARLS**

# JESUS IS ALIVE: The true Easter story – series 2

## “Learn and Colour”

A title in the “*Bible Story Teaching Pack*” by Godly Pearls

### COPYRIGHT

**Terms of Use:** This free printable resource was designed for parents, Sunday School teachers, Kids club teachers, children evangelist, Christian educators, etc, to teach kids. It is for your personal use. Please respect the work, time and copyright of this resource and other materials (e.g., clip arts and fonts) used in this resource. Please, DO NOT sell, host, reproduce, giveaway, or store for any reason other than personal uses. Please share and encourage others to visit [www.godlypearls.com/resource-centre/](http://www.godlypearls.com/resource-centre/) where they can download a free copy of this and other resources directly from our resource page. Thank you for your honesty!

### THANK YOU TO THESE CLIP ARTISTS



### LET'S CONNECT!

Website: Visit [www.godlypearls.com](http://www.godlypearls.com)


Facebook Page: [Godly Pearls](#)

Instagram: @godlypearlsnz

Twitter: @godlypearls10

Email: [contact@godlypearls.com](mailto:contact@godlypearls.com)


Name: .....



©2022.  Godly Pearls

A guard watched the tomb to make sure no one took away the body of Jesus.

Name: .....



An angel came down from heaven and rolled away the stone at the door of the tomb.

Name: .....



Mary Magdalene and some women came to the tomb and saw that the tomb was empty – Jesus was no longer there!

Name: .....



After Jesus appeared and spoke with many people,  
He blessed His disciples and started to rise into  
heaven.



# JESUS IS ALIVE!

The true Easter story – series 2

Read out and trace the sentence below

Name .....

Jesus is alive

and He lives

forever and

ever.



# JESUS IS ALIVE

The true Easter story – series 2

Word Search

Find and circle the words below

Name: .....

O L K C T F C S V Z Y G R I E  
F T O V A J E V D H S V F F R  
O A X K K E M Z V B C N Q G Q  
J H O N R R L E W W R F H P U  
I T H D A U T H O R I T Y H N  
Z L D U B S N V F J P I E G Y  
P J V N P A T D U A T U S U Q  
U Q D G O L Y G C G U O F F N  
M Z V G V E O S Z I R A M K N  
G S J D T M L R I S E N Y B R  
L Z L T F E M M A U S B C U F  
A W J E G U A R D Q A C U H O  
F L I N E N G A V I U F Q A V  
O E A R T H Q U A K E C I H N  
U N A G Q E S T M Y L R G W G

|           |                                                                                     |            |
|-----------|-------------------------------------------------------------------------------------|------------|
| Tomb      |  | Emmaus     |
| Guard     |                                                                                     | Earthquake |
| Angel     |                                                                                     | Linen      |
| Authority |                                                                                     | Scriptures |
| Risen     |                                                                                     | Jerusalem  |

# JESUS IS ALIVE

The true Easter story – series 2

Word Search - Answers

Find and circle the words below

O L K C T F C S V Z Y G R I E  
F T O V A J E V D H S V F F R  
O A X K K E M Z V B C N Q G Q  
J H O N R R L E W W R F H P U  
I T H D A U T H O R I T Y H N  
Z L D U B S N V F J P I E G Y  
P J V N P A T D U A T U S U Q  
U Q D G O L Y G C G U O F F N  
M Z V G V E O S Z I R A M K N  
G S J D T M L R I S E N Y B R  
L Z L T F E M M A U S B C U F  
A W J E G U A R D Q A C U H O  
F L I N E N G A V I U F Q A V  
O E A R T H Q U A K E C I H N  
U N A G Q E S T M Y L R G W G

Tomb  
Guard  
Angel  
Authority  
Risen



Emmaus  
Earthquake  
Linen  
Scriptures  
Jerusalem



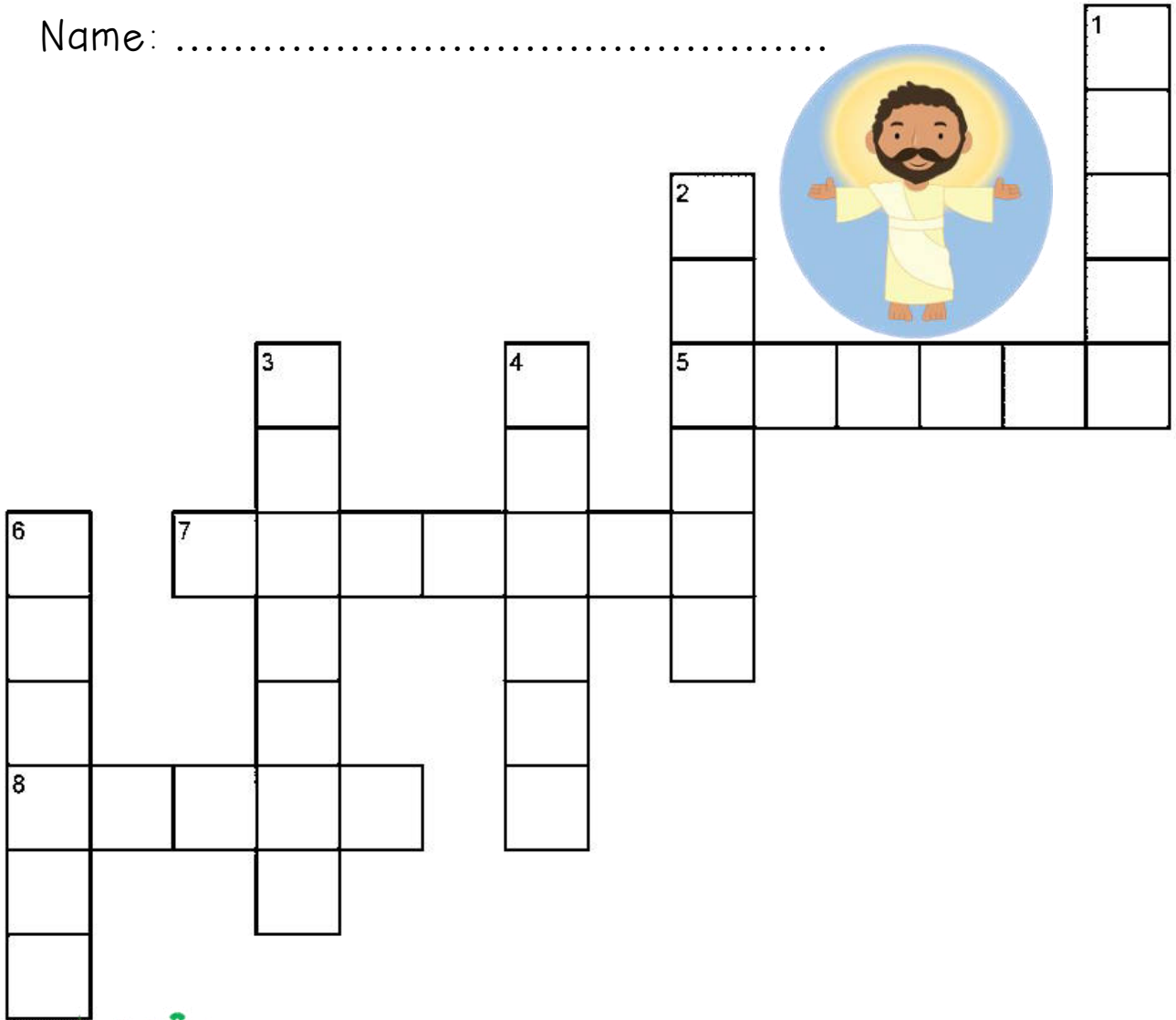
# JESUS IS ALIVE

The true Easter story – series 2

Crossword Puzzle

Read each clue. Then, write the missing word in the puzzle.

Name: .....



©2022 Godly Pearls

## Across

5. When the guards saw the angel at the tomb, they were ..... (6)
7. Jesus ..... His disciples before he was taken up into heaven (7)
8. An ..... rolled away the stone at the tomb (5)

## Down

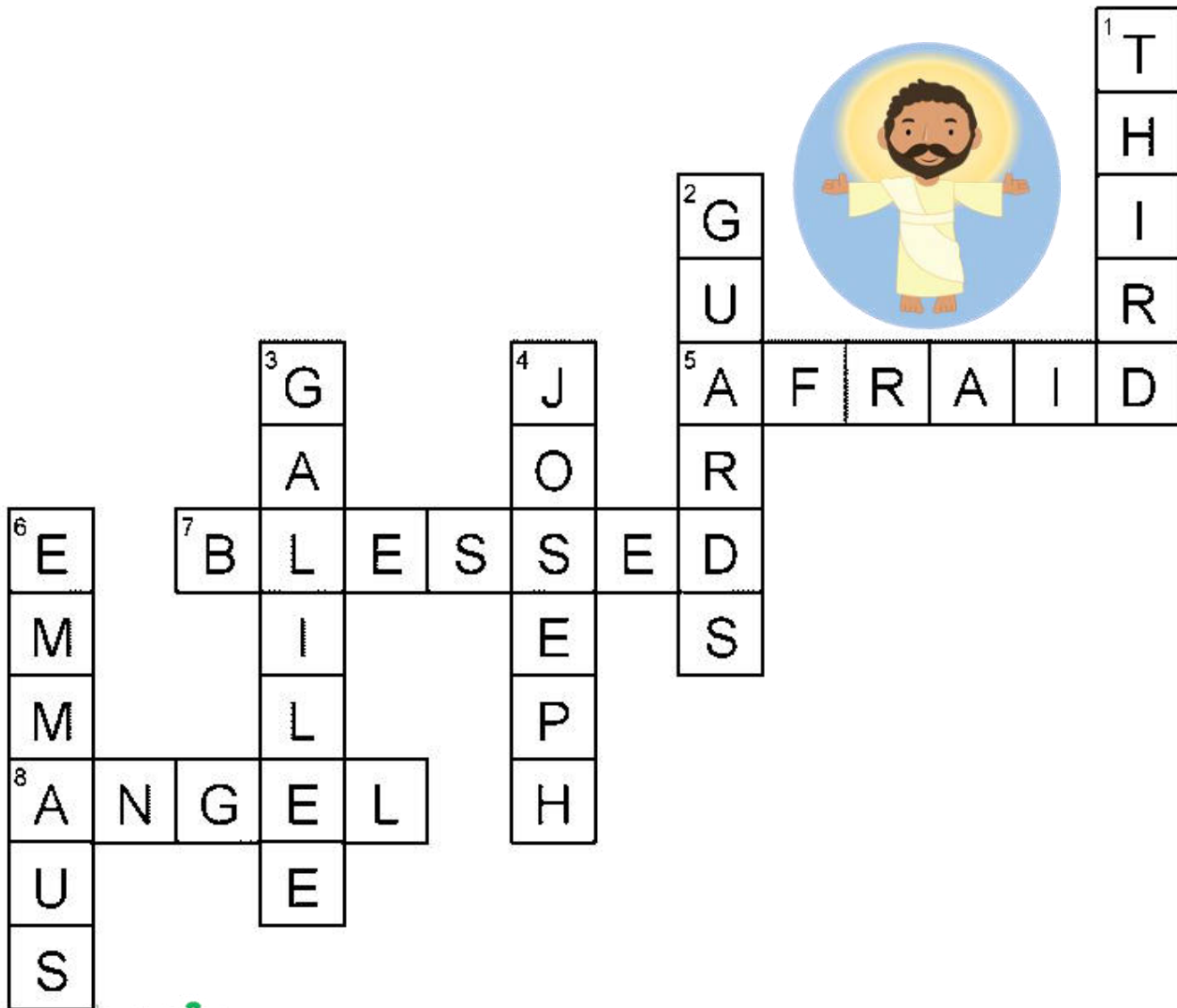
1. Jesus rose from the grave on the .... day (5)
2. Some ..... watched the tomb so that no one took away the body of Jesus (6)
3. Jesus told his disciples to meet him in ..... after He rose from the grave (7)
4. Who buried Jesus in his own new tomb? (6)
6. Jesus appeared to two disciples on their way to .....(6)

# JESUS IS ALIVE

The true Easter story – series 2

Crossword Puzzle - Answers

Read each clue. Then, write the missing word in the puzzle.



## Across

5. When the guards saw the angel at the tomb, they were ..... (6)
7. Jesus ..... His disciples before he was taken up into heaven (7)
8. An ..... rolled away the stone at the tomb (5)

## Down


1. Jesus rose from the grave on the .... day (5)
2. Some ..... watched the tomb so that no one took away the body of Jesus (6)
3. Jesus told his disciples to meet him in ..... after He rose from the grave (7)
4. Who buried Jesus in his own new tomb? (6)
6. Jesus appeared to two disciples on their way to .....(6)

©2022. Godly Pearls

# JESUS IS ALIVE

The true Easter story – series 2  
Puzzle sheet  
Can you find Jesus in the tomb? He is alive!

Name: .....



# JESUS IS ALIVE

The true Easter story – series 2

## Word Scramble

Instruction: Unscramble the words below using clues from the word list

Name: .....

ALEIV

\_\_\_\_\_

PORSEIM

\_\_\_\_\_

MEPLTE

\_\_\_\_\_

SESLDBE

\_\_\_\_\_

YATHBNE

\_\_\_\_\_

AEPCE

\_\_\_\_\_

OMWEN

\_\_\_\_\_

ROPEW

\_\_\_\_\_

### Word list

Peace

Alive

Power

Bethany


Women

Blessed

Temple

Promise





I WILL SHARE THE...



INSTRUCTION: Use the first letter of the word below to write a thought or story about GOOD NEWS.

Name: .....

G - .....

O - .....

O - .....

D - .....

N - .....

E - .....

W - .....

S - .....

THAT JESUS IS ALIVE!



