

RUTH AND NAOMI

A lesson on love and redemption



BY: GODLY PEARLS

INSTRUCTIONS FOR EDUCATORS

Thank you for downloading this Bible story teaching pack from Godly Pearls (www.godlypearls.com). We exist to make Jesus Christ known, one story at a time.

This Bible story teaching pack is titled “Ruth and Naomi: A lesson on love and redemption”. It summarises Naomi’s journey from Bethlehem to Moab and then back to Bethlehem. We explained that Naomi left for Bethlehem after she had lost her husband and two sons, and heard that there was food in Bethlehem. Naomi persuades Ruth not to go with her, but Ruth insisted. Ruth loved Naomi very much. We explained how God guided Ruth to Boaz’s field. Boaz fell in love with Ruth. Boaz redeemed Elimelech’s land that Naomi sold. He married Ruth and gave birth to Obed. The lessons for kids include: God will take care of us; God has great plans for us; we are a part of God’s big family and Jesus redeemed us. He paid the price for our sins.

The bible references for the story are as follows: Ruth 1:1 – 4:22.

We ask that you take the time to prayerfully read the bible references provided and study the materials too. We pray “that the God of our Lord Jesus Christ, the Father of glory, may give unto you the spirit of wisdom and revelation in the knowledge of him” (Ephesians 1:17)

We do not take for granted the call and ministry of training kids in a godly way – right from their childhood. Train up a child in the way he should go, and when he is old he will not depart from it (Proverbs 22:6).

We do not underestimate the potentials for kids to understand and store God’s word in their hearts from their early age. And that from childhood you have known the Holy Scriptures, which are able to make you wise for salvation through faith which is in Christ Jesus (2 Timothy 3:15).

Ultimately, we do not underestimate the power and will of God to bring these children into an enduring relationship with Him. But Jesus said, “Let the little children come to Me, and do not forbid them; for of such is the Kingdom of heaven” (Matthew 19:14).

This is our desire, hope and joy – that each child might come to experience love and grace in Jesus as they understand His words.

In this Bible story teaching pack, you have the following:

1. Story book/cards.

You will get a book or a pack of large cards depending on how you print yours. This is the section that contains the retelling of the story of Ruth and Naomi. There are words and pictures to hold the attention of the children.

2. Sequencing flashcards.

Use these cards in a group activity to assess children's understanding of the story of Ruth and Naomi. Shuffle the cards, then, ask the group to rearrange the flashcards in the correct order. Don't forget to shuffle the cards first!

3. Conversation cards

These cards will provide some questions for you to explore with the kids. Encourage them to explore God's love, care and provision for them and their families using the questions in these cards. Use these cards in a group activity. You will be amazed at what you find out.

4. Story starter cards

Each of these cards contains a story prompt or beginning sentence and a corresponding picture to help kids retell the story of Ruth and Naomi in their own words. Use these cards in a group activity. They will feel confident that they can tell the story and even go on to tell their friends and families. Are you a parent? You will enjoy listening to your child retelling this story.

5. Handwriting sheet

A handwriting sheet is provided to be used for home, class, or church assignment or to be completed immediately after the study. You get to decide. The lessons will be indirectly emphasized as they trace the words provided.

6. Memory verse and prayer cards

Print these memory verse cards and ask the children to recite them a few times after the study. Then, ask them to take them home, so they can learn to recite the verses during the week.

You can quickly ask them to recite the verse before the next study in the following week.

A prayer card is also provided – please use this only as a guide. The end goal is for each child to be able to use their own words while praying to God.

7. Reveal-the-picture game

This game contains some questions or quiz that need to be answered before the children can see the picture underneath the quiz. Print out the picture. Then, print out the quiz sheet and cut out each question along the lines provided. Using a light tape, or an adhesive, paste each question on the picture until the picture is covered. Then, let the children answer the questions randomly and guess what's underneath. The questions are related to the study; thus, you can assess their understanding in this group activity.

8. Crossword puzzle

Print the puzzle to be used as assignment or solved after the study. The answers are included in the puzzle sheet.

9. Maze

Print the maze to be used as assignment or solved after the study.

10. Word search

Print the word search to be used as assignment or solved after the study. The answers are included in the word search sheet.

11. Word scramble

Print the word scramble sheet and get the kids to unscramble the words. A list of words is provided to make this quick, easy, and fun. If you are using with an older kid, you might want to cut out the word-list section and get them to unscramble the words without using the word-list.

12. Acrostic poem card

This poem card gives older children the opportunity to explore God's love, care, and provision for their families.

13. Learn and colour

Another card aimed at emphasizing the study as kids interact with the pictures and the words.

14. Reward “stickers”

A set of stickers to say, “thank you” and “well done” to the kids for listening and engaging during the study. Print out the sheet, cut out the stickers and use a glue to apply each “sticker” to a child’s worksheet when needed.

Please note that the instructions are generic to educators, but you know your child/children best; so feel free to adapt the contents as relevant to the different age groups you are in charge of.

We hope you will find these resources useful in your homes, classes, churches, or any other location where you teach children the word of God.

We welcome any feedback you might have about using these resources. Please contact us at contact@godlypearls.com or on our [Facebook page](#).

Thanks and God bless you.

The Team at Godly Pearls.

©2022.  Godly Pearls

COPYRIGHT

Terms of Use: This free printable resource was designed for parents, Sunday School teachers, Kids club teachers, children evangelist, Christian educators, etc, to teach kids. It is for your personal use.

Please respect the work, time and copyright of this resource and other materials (e.g., clip arts and fonts) used in this resource.

Please, DO NOT sell, host, reproduce, giveaway, or store for any reason other than personal uses.

Please share and encourage others to visit www.godlypearls.com/resource-centre/ where they can download a free copy of this and other resources directly from our resource page. Thank you for your honesty!

THANK YOU TO THESE CLIP ARTISTS

Some images
were designed
by Brgfx
@Freepik.com



LET'S CONNECT!

We would love to connect with you. Find us through any of the contacts below

Website: Visit www.godlypearls.com

Facebook Page: [Godly Pearls](#)

Instagram: @godlypearlsnz

Twitter: @godlypearls10

Email: contact@godlypearls.com

This resource is not for sale. Thank you. ©2022. Godly Pearls. www.godlypearls.com

RUTH AND NAOMI

A lesson on love and redemption



BY: GODLY PEARLS

RUTH AND NAOMI: A lesson on love and redemption

A title in the *Bible story teaching pack* by Godly Pearls

Bible References: Ruth 1: 1 - 4:22

- ❖ *Explain and discuss God's love and redemption through the story of Ruth and Naomi from the Bible.*
- ❖ *Discuss lessons from the story and what it means for kids today. Some suggestions are provided in the main story.*
- ❖ *Engage kids in the various activities to reinforce the story and the lessons.*

This resource was designed for parents, Sunday School teachers, Kids club teachers, Christian educators, evangelists, etc.

Naomi and her family used to live in Bethlehem. Naomi's husband was Elimelech, and her two sons were Mahlon and Chilion.

A time came when there was no more food in Bethlehem, so, they moved away to live in Moab.

When they were in Moab, one of Naomi's two sons, Mahlon, married Ruth. After a while, Naomi's husband, Elimelech, and her two sons died.



Some years later, Naomi heard that there was food in Bethlehem and decided to go back. Naomi asked Ruth to stay back in Moab, but Ruth said, "Please, don't ask me to stay back in Moab. I will follow you anywhere you go!". Naomi tried several times to make Ruth stay back but she kept saying, "I will follow you anywhere you go!". Ruth loved Naomi, her mother-in-law very much!



When Naomi knew that Ruth was not going to stay back in Moab, she agreed to let Ruth follow her to Bethlehem. So, they travelled together back to Bethlehem.



When they got to Bethlehem, it was the time of the year when people gathered barley from the field.

©2022.  Godly Pearls

Godly Pearls  www.godlypearls.com




Ruth went to work in a field owned by Boaz. Boaz was a close family of Elimelech. Boaz was very kind to Ruth and took care of her while she worked on the field. He gave her food to eat and water to drink. Boaz asked Ruth to keep coming to work in his field. He asked all the workers in the field to be kind to Ruth.

©2022.  Godly Pearls



At the end of the day, Ruth went home with a lot of grain for her and Naomi to eat. Ruth also gave Naomi some bread Boaz had given her to eat during lunch. Ruth took very good care of Naomi because she loved her.

©2022.  Godly Pearls




Ruth kept working in the field of Boaz. Boaz loved the way Ruth worked hard. He really loved Ruth! So, he went to meet some elderly men in the city of Bethlehem to tell them he wanted to marry Ruth.

©2022.  Godly Pearls



But before Boaz could marry Ruth, he had to redeem or buy back a piece of land which Naomi had sold. Naomi sold the land because she was very poor and had no money. This piece of land belonged to Elimelech, who was Naomi's husband. Elimelech was also Boaz's close family.

©2022. **Godly Pearls**



Boaz was very wealthy. He agreed to redeem or buy back the land and saved Ruth and Naomi from being very poor.

Boaz and Ruth got married and had a son named Obed. Obed was a great-grand father of King David. Jesus came from the family of King David!

God has blessed Ruth so much for her love for Naomi.

©2022.  Godly Pearls



Boaz redeemed or paid for Elimelech's land and saved Ruth and Naomi from being poor. Also, Jesus redeemed or paid the price for our sins when He died on the Cross of Calvary. He gave His life for us and paid for our sins (see 1 John 1:7).



Ruth went to work in the field of Boaz without even knowing Boaz was a close family of Elimelech.

God will always guide us and lead us where He wants us to go.

God has great plans for us.

God has
great plans
for me



God took care of Ruth
and Naomi.

God will take care of
our every need.

God will
take care
of me



After Ruth and Naomi were redeemed by Boaz, they became one large family. Jesus paid for our redemption. He bought us with His blood. Now we are one large family of God.



COPYRIGHT

Terms of Use: This free printable resource was designed for parents, Sunday School teachers, Kids club teachers, children evangelist, Christian educators, etc, to teach kids. It is for your personal use.

Please respect the work, time and copyright of this resource and other materials (e.g., clip arts and fonts) used in this resource.

Please, DO NOT sell, host, reproduce, giveaway, or store for any reason other than personal uses.

Please share and encourage others to visit www.godlypearls.com/resource-centre/ where they can download a free copy of this and other resources directly from our resource page. Thank you for your honesty!

ATTRIBUTION

THANK YOU TO THESE CLIP ARTISTS

Some images
were designed
by Brgfx
@Freepik.com



This resource is not for sale. Thank you. ©2022. Godly Pearls. www.godlypearls.com

 Godly Pearls ★ www.godlypearls.com

THANK YOU!

Thank you for downloading this resource.

We hope you find it impactful on you and the kids you teach the word of God. We hope this resource will enable a deeper understanding of who God is - and help develop a personal and life-long relationship with God who loves us so much.

Please do not hesitate to contact us if you have any questions. We will be happy to help as much as we can.

LET'S CONNECT!

We would love to connect with you. Find us through any of the contacts below

Website: Visit www.godlypearls.com

Facebook Page: [Godly Pearls](#)

Instagram: @godlypearlsnz

Twitter: @godlypearls10

Email: contact@godlypearls.com



RUTH AND NAOMI

A lesson on love and redemption



BY: GODLY PEARLS

RUTH AND NAOMI: A lesson on love and redemption

Sequencing Flashcards

Assess kids understanding of the story of Ruth and Naomi by asking them to arrange these sequencing flashcards in the correct order.

This resource was designed for parents, Sunday School teachers, Kids club teachers, Christian educators and evangelists, etc.

THANK YOU TO THESE CLIP ARTISTS

Some images
were designed
by Bngfx
@FreePik.com



LET'S CONNECT!

Website: Visit www.godlypearls.com

Facebook Page: [Godly Pearls](#)

Instagram: @godlypearlsnz

Twitter: @godlypearls10

Email: contact@godlypearls.com

Naomi and her family used to live in Bethlehem. When there was no more food in Bethlehem, they moved away to live in Moab. When they were in Moab, one of Naomi's two sons, Mahlon, married Ruth. After a while, Naomi's husband, Elimelech, and her two sons died.



Some years later, Naomi heard that there was food in Bethlehem and decided to go back. Ruth and Naomi travelled together back to Bethlehem.



Ruth went to work in a field owned by Boaz. Boaz was very kind to Ruth and took care of her while she worked on the field. He asked all the workers in the field to be kind to Ruth.

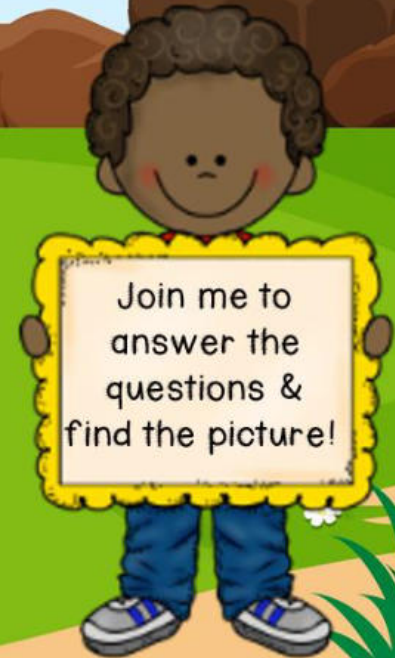


Boaz loved the way Ruth worked hard. He really loved Ruth!
Boaz and Ruth got married and had a son named Obed.
God has blessed Ruth so much for her love for Naomi.



RUTH AND NAOMI

A lesson on love and redemption



BY: GODLY PEARLS

RUTH AND NAOMI: A lesson on love and redemption.

Reveal the Picture Cards

Encourage kids to answer the questions to find out the picture underneath! The questions will help emphasize the lessons in the study.

This resource was designed for parents, Sunday School teachers, Kids club teachers, evangelists, Christian educators, etc.

INSTRUCTION: Print out the picture. Then, print out the quiz sheet and cut out each question along the lines provided. Using a light tape, or an adhesive, paste each question on the picture until the picture is covered. Then, let the children answer the questions randomly and guess what's underneath.

THANK YOU TO THESE CLIP ARTISTS

Some images
were designed
by Brgfx
@Freepik.com



LET'S CONNECT!

Website: Visit www.godlypearls.com

Facebook Page: [Godly Pearls](#)

Instagram: @godlypearlsnz

Twitter: @godlypearls10

Email: contact@godlypearls.com



Panda clipart
designed by
Brgfx
@Freepik.com

Who paid for our sins?

Who owned the field where Ruth went to work?

Where did Ruth come from?

Why did Ruth follow Naomi back to Bethlehem?

What were the names of Naomi's two sons?

What did Boaz do before he married Ruth?

Why did Naomi sell the land that belonged to Elimelech?

Why did Naomi and her family leave Bethlehem?

What was the name of Ruth and Boaz's son?

RUTH AND NAOMI

A lesson on love and redemption



BY: GODLY PEARLS

RUTH AND NAOMI: A lesson on love and redemption.

Story Starter Cards

Encourage kids to retell the story of Ruth and Naomi in their own words with these story starter cards.

This resource was designed for parents, Sunday School teachers, Kids club teachers, Christian educators and evangelists, etc.

THANK YOU TO THESE CLIP ARTISTS

Some images
were designed
by Brgfx
@Freepik.com



LET'S CONNECT!

Website: Visit www.godlypearls.com

Facebook Page: [Godly Pearls](#)

Instagram: @godlypearlsnz

Twitter: @godlypearls10

Email: contact@godlypearls.com

1

Naomi and her family...



©2022 GodlyPearls

2

Naomi decided to go back to ...



©2022 GodlyPearls

3

Ruth said to Naomi...



©2022 GodlyPearls

4

So, Ruth and Naomi...



©2022 GodlyPearls

5

Ruth went to...



©2022 GodlyPearls

6

Then Ruth...



©2022 GodlyPearls

7

Boaz really ...



©2022 GodlyPearls

8

Then, Ruth and Boaz...



©2022 GodlyPearls

RUTH AND NAOMI

A lesson on love and redemption



BY: GODLY PEARLS

RUTH AND NAOMI: A lesson on love and redemption.

Conversation Cards

Encourage kids to explore God's love, guidance and care for them and their families using the questions in these cards. You will be amazed what you find out!

This resource was designed for parents, Sunday School teachers, Kids club teachers, Christian educators and evangelists, etc.

LET'S CONNECT

Website: Visit www.godlypearls.com
Facebook Page: [Godly Pearls](#)
Instagram: @godlypearlsnz
Twitter: @godlypearls10
Email: contact@godlypearls.com

THANK YOU TO THESE CLIP ARTISTS

Some images
were designed
by Brgfx
@Freepik.com



This resource is not for sale. Thank you. ©2022. Godly Pearls.
www.godlypearls.com



Godly Pearls ★ www.godlypearls.com

Who can we talk to
when we don't know
what to do?

In what ways have God provided for you and your family?

Why did Jesus pay the
price for our sins?

Does God really guide
us in all we do?

The family of God is very
large.

How can we show love to
the other people in the
family of God?

RUTH AND NAOMI

A lesson on love and
redemption



BY: GODLY PEARLS

RUTH AND NAOMI: A lesson on love and redemption.

Memorize and Pray

Encourage kids to memorize the Scripture verse and pray using the prayer prompt. Feel free to let them use their own words when praying – the prompt is just a guide.

This resource was designed for parents, Sunday School teachers, Kids club teachers, Christian educators and evangelists, etc.

Scriptures were taken from NJKV.

THANK YOU TO THESE CLIP ARTISTS



This resource is not for sale. Thank you.

©2022. Godly Pearls. www.godlypearls.com



I CAN MEMORIZE

The Lord is
my
shepherd.
I shall not
want.

Psalm 23:1



I CAN PRAY

Dear Lord,
I trust that YOU will
always do what is
best for me.
In Jesus name
I pray
Amen

RUTH & NAOMI

A lesson on love and
redemption

Learn and colour

BY: GODLY PEARLS

RUTH AND NAOMI: A lesson on love and redemption.

“Learn and Colour”

A title in the “*Bible Story Teaching Pack*” by Godly Pearls

COPYRIGHT

Terms of Use: This free printable resource was designed for parents, Sunday School teachers, Kids club teachers, children evangelist, Christian educators, etc, to teach kids. It is for your personal use. Please respect the work, time and copyright of this resource and other materials (e.g., clip arts and fonts) used in this resource. Please, DO NOT sell, host, reproduce, giveaway, or store for any reason other than personal uses. Please share and encourage others to visit www.godlypearls.com/resource-centre/ where they can download a free copy of this and other resources directly from our resource page. Thank you for your honesty!

THANK YOU TO THESE CLIP ARTISTS



LET'S CONNECT!

Website: Visit www.godlypearls.com

Facebook Page: [Godly Pearls](#)


Instagram: @godlypearlsnz

Twitter: @godlypearls10

Email: contact@godlypearls.com


This resource is not for sale. Thank you. ©2022. Godly Pearls. www.godlypearls.com

Name:



Naomi heard that there was food in Bethlehem and decided to go back.

Name:



Ruth told Naomi, "Please, don't ask me to stay back in Moab. I will follow you anywhere you go!".

Name:



Boaz was very kind to Ruth and really loved her.

Name:



Ruth and Boaz got married and had a son named Obed. Obed was a great-grand father of King David. Jesus came from the family of King David!



RUTH AND NAOMI

A lesson on love and redemption

Read out and trace the sentences below

Name:

God has great

plans for me.

Jesus paid for

my sins.

RUTH AND NAOMI

A lesson on love and redemption

Word Search

Find and circle the words below

Name:

Y A J W P E C Z G Q J J P T U
V B Z F I G Z A J P X J I S W
U U K D J N Q E W W K M L S C
B X H O W X H W F T G Q F A X
Q U Y B A R L E Y G V J O D R
M V Z E G G D Q R Y E P R S E
V G Y T H F I R P I U L E U L
Z P B H K A D M J S T N I C A
X E R L I M R Q B P P A G F T
X B E E N I I V T H Y A N D I
O V A H D N T Y E I C I E C V
L K P E N E P E X S U W R T E
W K E M E C E W G L T B U R J
C T R N S M R M M A O X O R P
T F S Z S P T G M K S K B I L

Bethlehem		Reapers
Barley		Inheritance
Foreigner		Kindness
Famine		Relative
Redeem		Harvest

RUTH AND NAOMI

A lesson on love and redemption

Word Search - Answers

Find and circle the words below



Bethlehem
Barley
Foreigner
Famine
Redeem



Reapers
Inheritance
Kindness
Relative
Harvest

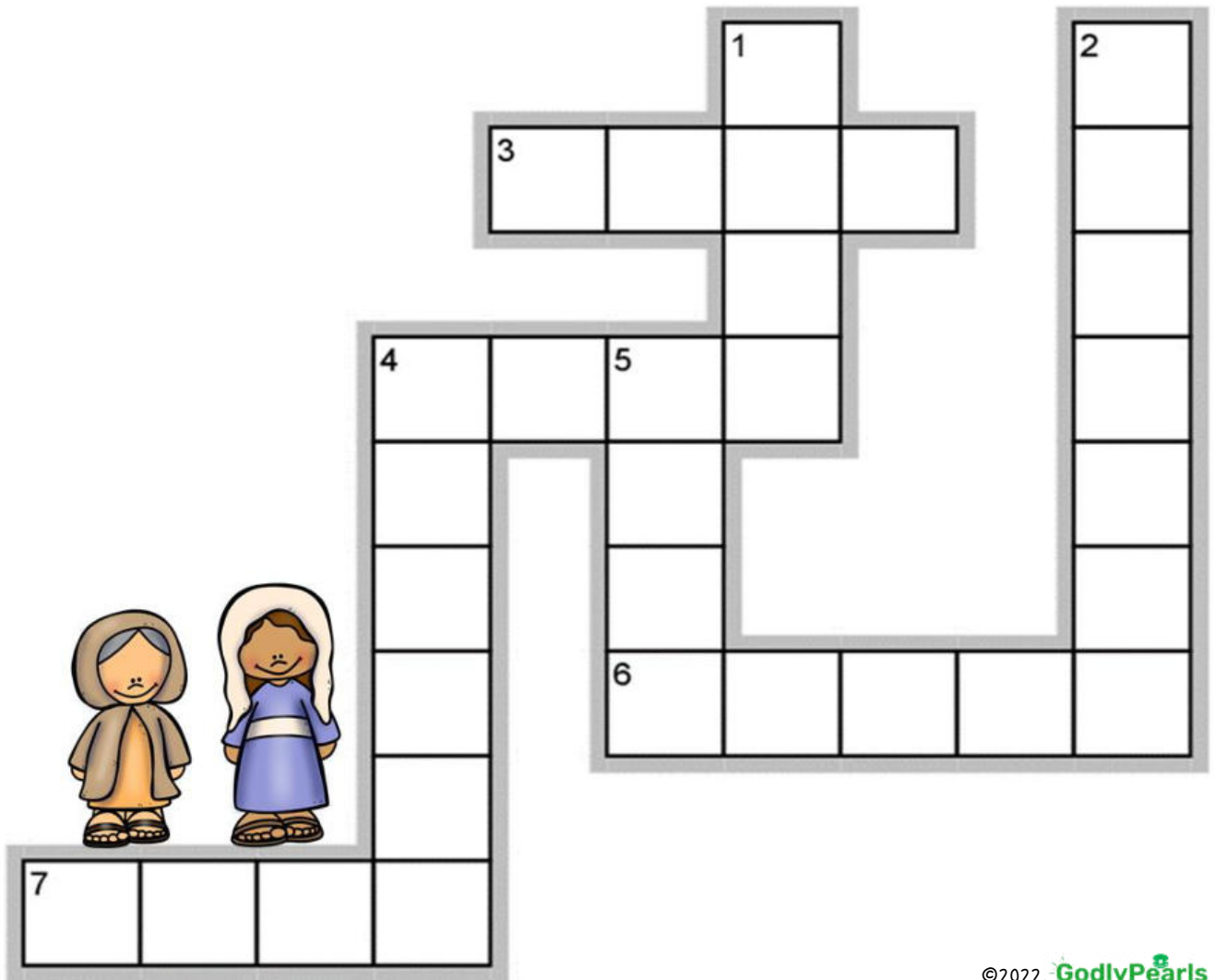
RUTH AND NAOMI

A lesson on love and redemption

Crossword Puzzle

Read each clue. Then, write the missing word in the puzzle.

Name:



©2022. Godly Pearls

Across

- 3. Ruth worked in the field of.....(4)
- 4. Naomi and her family left Bethlehem because there was no..... (4)
- 6. Obed was a great-grand father of.....(5)
- 7. Naomi asked Ruth to in Moab but she said no (4)

Down

- 1. Boaz bought back the that Naomi sold (4)
- 2. Boaz fell in love with Ruth and laterher (7)
- 4. Boaz was a close of Elimelech (6)
- 5. Ruth and Boaz had a son named..... (4)

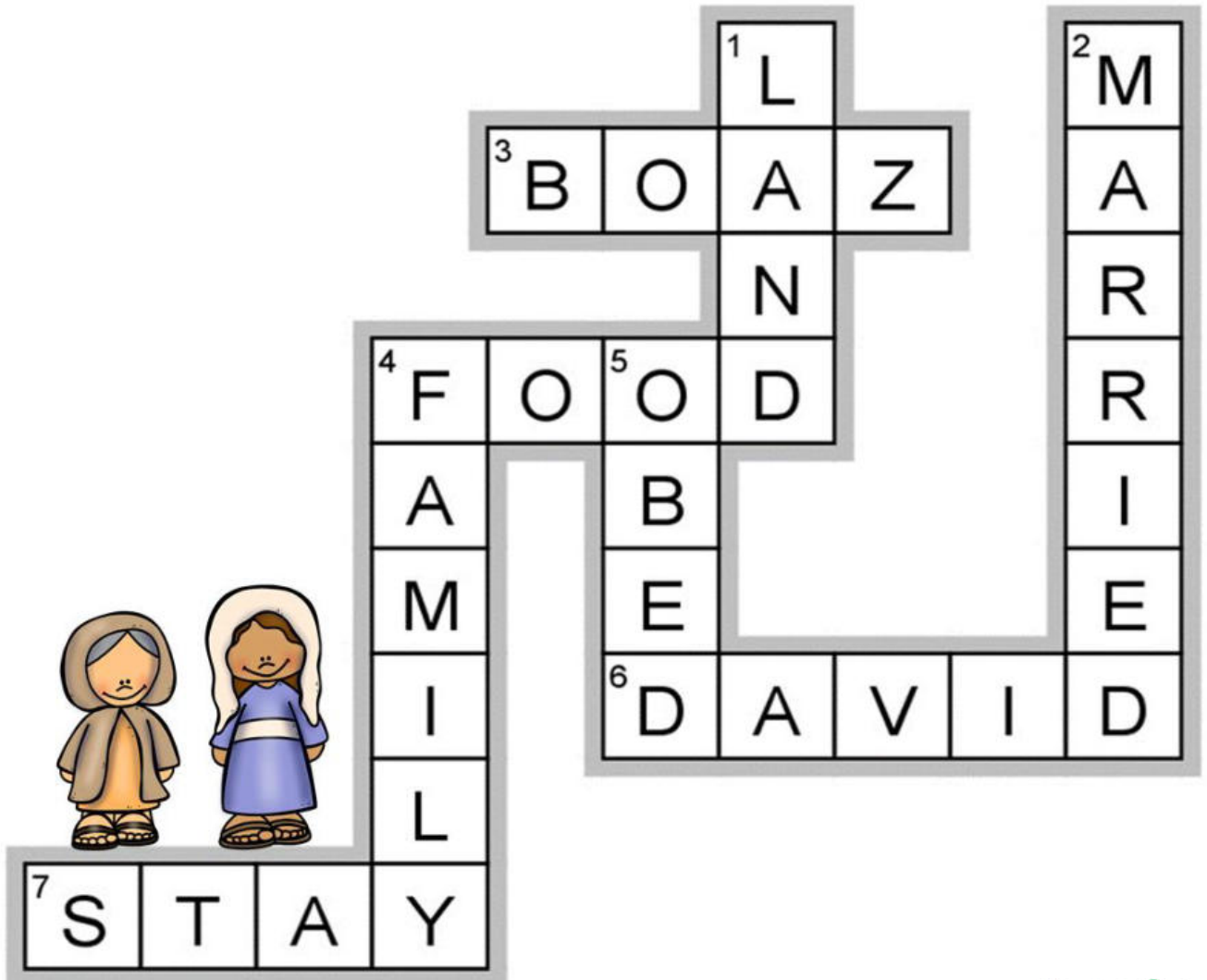


RUTH AND NAOMI

A lesson on love and redemption

Crossword Puzzle - Answers

Read each clue. Then, write the missing word in the puzzle.



©2022. Godly Pearls

Across

3. Ruth worked in the field of.....(4)
4. Naomi and her family left Bethlehem because there was no..... (4)
6. Obed was a great-grand father of.....(5)
7. Naomi asked Ruth to in Moab but she said no (4)

Down


1. Boaz bought back the that Naomi sold (4)
2. Boaz fell in love with Ruth and laterher (7)
4. Boaz was a close of Elimelech (6)
5. Ruth and Boaz had a son named..... (4)

RUTH AND NAOMI

A lesson on love and redemption
Puzzle sheet

Help Boaz find his way to Ruth!

Name:



RUTH AND NAOMI

A lesson on love and redemption

Word Scramble

Instruction: Unscramble the words below using clues from the word list

Name:

INSKENS D

EREAPSR

TEEIAVRL

DEEMRE

EHTWA

CEMHEELLI

MGENATR

LAEWTH

Word list

Elimelech
Wealth
Relative
Kindness

Wheat
Redeem
Garment
Reapers





GOD LOVES AND CARES FOR MY...



INSTRUCTION: Use the first letter of the word below to write a thought or story about FAMILY.

Name:

F-

A-

M-

I-

L-

Y-



Very thoughtful



Great talent!



You are



amazing!

Always curious



Super



awesome!

Super effort



Responsible



Determined



Hard worker



Good thinking

You are



creative!

Super



awesome!