

GOD ANSWERS PRAYERS

The story of Hannah and Samuel



BY: GODLY PEARLS

INSTRUCTIONS FOR EDUCATORS

Thank you for downloading this Bible story teaching pack from Godly Pearls (www.godlypearls.com). We exist to make Jesus Christ known, one story at a time.

This Bible story teaching pack is titled “God answers prayers: The story of Hannah and Samuel”. In the story, Hannah and Elkanah were introduced as husband and wife who had no children. Hannah was very sad because she had no child; she prayed to God, she told God exactly how she felt. Eli, the priest in Shiloh, thought Hannah was drunk when she was praying because her lips were moving but no one heard her voice. After she told Eli she wasn’t drunk, Eli asked her to go in peace. After some time, Hannah got pregnant and gave birth to a boy named Samuel. God answered Hannah’s prayers!

What does the story mean for kids? Kids will learn that God answers prayers. They will also learn to tell the truth and keep their promises just like Hannah. She promised God that she would dedicate the son that God gave her back to Him and she fulfilled her promise to God. She took Samuel to the house of the Lord in Shiloh so he could stay with Eli. Like Samuel, who served God all the days of his life, kids will be encouraged to serve God too.

The bible references for the story are as follows: 1 Samuel 1: 1-28; 2:19.

We ask that you take the time to prayerfully read the bible references provided and study the materials too. We pray “that the God of our Lord Jesus Christ, the Father of glory, may give unto you the spirit of wisdom and revelation in the knowledge of him” (Ephesians 1:17)

We do not take for granted the call and ministry of training kids in a godly way – right from their childhood. Train up a child in the way he should go, and when he is old he will not depart from it (Proverbs 22:6).

We do not underestimate the potentials for kids to understand and store God’s word in their hearts from their early age. And that from childhood you have known the Holy Scriptures, which are able to make you wise for salvation through faith which is in Christ Jesus (2 Timothy 3:15).

Ultimately, we do not underestimate the power and will of God to bring these children into an enduring relationship with Him. But Jesus

said, “Let the little children come to Me, and do not forbid them; for of such is the Kingdom of heaven” (Matthew 19:14).

This is our desire, hope and joy – that each child might come to experience love and grace in Jesus as they understand His words.

In this Bible story teaching pack, you have the following:

1. Story book/cards.

You will get a book or a pack of large cards depending on how you print yours. This is the section that contains the retelling of the story of Hannah and Samuel. There are words and pictures to hold the attention of the children.

2. Sequencing flashcards.

Use these cards in a group activity to assess children’s understanding of the story of Hannah and Samuel. Shuffle the cards, then, ask the group to rearrange the flashcards in the correct order. Don’t forget to shuffle the cards first!

3. Conversation cards

These cards will provide some questions for you to explore with the kids. Encourage them to explore the story and lessons from Hannah using the questions in these cards. Use these cards in a group activity. You will be amazed at what you find out.

4. Story starter cards

Each of these cards contains a story prompt or beginning sentence and a corresponding picture to help kids retell the story of Hannah and Samuel in their own words. Use these cards in a group activity. They will feel confident that they can tell the story and even go on to tell their friends and families. Are you a parent? You will enjoy listening to your child retelling this story.

5. Handwriting sheet

A handwriting sheet is provided to be used for home, class, or church assignment or to be completed immediately after the study. You get to decide. The lessons will be indirectly emphasized as they trace the words provided.

6. Memory verse and prayer cards

Print these memory verse cards and ask the children to recite them a few times after the study. Then, ask them to take them home, so they can learn to recite the verses during the week. You can quickly ask them to recite the verse before the next study in the following week.

A prayer card is also provided – please use this only as a guide. The end goal is for each child to be able to use their own words while praying to God.

7. Reveal-the-picture game

This game contains some questions or quiz that need to be answered before the children can see the picture underneath the quiz. Print out the picture. Then, print out the quiz sheet and cut out each question along the lines provided. Using a light tape, or an adhesive, paste each question on the picture until the picture is covered. Then, let the children answer the questions randomly and guess what's underneath. The questions are related to the study; thus, you can assess their understanding in this group activity.

8. Crossword puzzle

Print the puzzle to be used as assignment or solved after the study. The answers are included in the puzzle sheet.

9. Maze

Print the maze to be used as assignment or solved after the study.

10. Word search

Print the word search to be used as assignment or solved after the study. The answers are included in the word search sheet.

11. Word scramble

Print the word scramble sheet and get the kids to unscramble the words. A list of words is provided to make this quick, easy, and fun. If you are using with an older kid, you might want to cut

out the word-list section and get them to unscramble the words without using the word-list.

12. Acrostic poem card

This poem card gives older children the opportunity to explore the meaning of prayer.

13. Learn and colour

Another card aimed at emphasizing the study as kids interact with the pictures and the words.

14. Reward “stickers”

A set of stickers to say, “thank you” and “well done” to the kids for listening and engaging during the study. Print out the sheet, cut out the stickers and use a glue to apply each “sticker” to a child’s worksheet when needed. You can also print these on sticker printing papers.

Please note that the instructions are generic to educators, but you know your child/children best; so feel free to adapt the contents as relevant to the different age groups you are in charge of.

We hope you will find these resources useful in your homes, classes, churches, or any other location where you teach children the word of God.

We welcome any feedback you might have about using these resources. Please contact us at contact@godlypearls.com or on our [Facebook page](#).

Thanks and God bless you.
The Team at Godly Pearls.

©2022.  Godly Pearls

COPYRIGHT

Terms of Use: This free printable resource was designed for parents, Sunday School teachers, Kids club teachers, children evangelist, Christian educators, etc, to teach kids. It is for your personal use.

Please respect the work, time and copyright of this resource and other materials (e.g., clip arts and fonts) used in this resource.

Please, DO NOT sell, host, reproduce, giveaway, or store for any reason other than personal uses.

Please share and encourage others to visit www.godlypearls.com/resource-centre/ where they can download a free copy of this and other resources directly from our resource page. Thank you for your honesty!

THANK YOU TO THESE CLIP ARTISTS

Some images
were designed
by Brgfx
@Freepik.com



LET'S CONNECT!

We would love to connect with you. Find us through any of the contacts below

Website: Visit www.godlypearls.com

Facebook Page: [Godly Pearls](#)

Instagram: [@godlypearlsnz](#)

Twitter: [@godlypearls10](#)

Email: contact@godlypearls.com

This resource is not for sale. Thank you. ©2022. Godly Pearls. www.godlypearls.com

GOD ANSWERS PRAYERS

The story of Hannah and Samuel



BY: GODLY PEARLS

GOD ANSWERS PRAYERS: The story of Hannah and Samuel

A title in the *Bible story teaching pack* by Godly Pearls

Bible References: 1 Samuel 1: 1-28; 2:19

- ❖ *Explain and affirm that God answers prayers through the story of Hannah and Samuel from the Bible.*
- ❖ *Discuss lessons from the story and what it means for kids today. Some suggestions are provided in the main story.*
- ❖ *Engage kids in the various activities to reinforce the story and the lessons.*

This resource was designed for parents, Sunday School teachers, Kids club teachers, Christian educators, evangelists, missionaries, etc.


There was a man named Elkanah. He lived in a place called Ramah. He had a wife named Hannah. Elkanah loved Hannah very much, but they had no children.

©2022. Godly Pearls




Every year, Elkanah and Hannah would travel a long way to the house of the Lord in Shiloh to worship God. One day, she went to Shiloh and was very sad because she had no child. She cried a lot and did not eat any food. Elkanah asked her, “why are you crying? Why are you not eating?”

©2022. **Godly Pearls**




After everyone had finished eating, Hannah went to pray. She was very sad, she cried and cried and told God how she felt. Then she made a promise to God. She said, "Oh Lord, if you remember me and give me a son, I will give him back to you. The child will serve you all the days of his life".

©2022.  Godly Pearls



Eli, the priest in Shiloh, saw Hannah praying and thought she had drunk too much wine. This was because Hannah moved her lips when she was praying but no one heard her voice. Eli said to Hannah, “are you still drunk? Stop drinking!” Hannah said to Eli, “no, I did not drink any wine. I have been very sad and praying to God”. Eli told her, “Go in peace. God will answer you and give you what you have asked from Him”.



Hannah was no longer sad. She went away and ate some food. After some days, Elkanah and Hannah returned back to their house in Ramah.

©2022.  Godly Pearls




After some time, Hannah became pregnant. She had a baby and called his name Samuel. Samuel means "I have asked for this child from the Lord".

©2022.  Godly Pearls



Hannah took very good care of Samuel. A few years later, Hannah took Samuel back to the house of Lord in Shiloh. She said to Eli, "I am the woman who prayed to the Lord for a child. I asked the Lord to give me a child and He has given me a child. I promised the Lord that the child will serve Him all the days of his life, so, I have brought him to Shiloh so he can stay here and serve God".



Every year, Hannah and Elkanah would go to the house of the Lord in Shiloh. Hannah would give Samuel a little robe. She continued to care for Samuel even while he was in the house of the Lord in Shiloh.


©2022.  Godly Pearls



Hannah prayed
for a child and
God gave her
a child.



Hannah promised to
take Samuel back to
Shiloh and she did.
She kept her
promise to God.



Samuel
served God
all the days
of his life.



COPYRIGHT

Terms of Use: This free printable resource was designed for parents, Sunday School teachers, Kids club teachers, children evangelist, Christian educators, etc, to teach kids. It is for your personal use.

Please respect the work, time and copyright of this resource and other materials (e.g., clip arts and fonts) used in this resource.

Please, DO NOT sell, host, reproduce, giveaway, or store for any reason other than personal uses.

Please share and encourage others to visit www.godlypearls.com/resource-centre/ where they can download a free copy of this and other resources directly from our resource page. Thank you for your honesty!

ATTRIBUTION

THANK YOU TO THESE CLIP ARTISTS

Some images
were designed
by Brgfx
@Freepik.com



This resource is not for sale. Thank you. ©2022. Godly Pearls. www.godlypearls.com

 Godly Pearls ★ www.godlypearls.com

THANK YOU!

Thank you for downloading this resource.

We hope you find it impactful on you and the kids you teach the word of God. We hope this resource will enable a deeper understanding of who God is - and help develop a personal and life-long relationship with God who loves us so much.

Please do not hesitate to contact us if you have any questions. We will be happy to help as much as we can.

LET'S CONNECT!

We would love to connect with you. Find us through any of the contacts below

Website: Visit www.godlypearls.com

Facebook Page: [Godly Pearls](#)

Instagram: @godlypearlsnz

Twitter: @godlypearls10

Email: contact@godlypearls.com



GOD ANSWERS PRAYERS

The story of Hannah and Samuel



BY: GODLY PEARLS

GOD ANSWERS PRAYERS: The story of Hannah and Samuel

Sequencing Flashcards

Assess kids understanding of the story of Hannah and Samuel by asking them to arrange these sequencing flashcards in the correct order.

This resource was designed for parents, Sunday School teachers, Kids club teachers, Christian educators and evangelists, etc.

THANK YOU TO THESE CLIP ARTISTS

Some images
were designed
by Bngfx
@FreePik.com



LET'S CONNECT!

Website: Visit www.godlypearls.com

Facebook Page: [Godly Pearls](#)

Instagram: @godlypearlsnz

Twitter: @godlypearls10

Email: contact@godlypearls.com


There was a man named Elkanah. He lived in a place called Ramah. He had a wife named Hannah. Elkanah loved Hannah very much, but they had no children.

©2022.  Godly Pearls



Hannah was sad when she went to the house of the Lord in Shiloh, so, she cried and cried and told God how she felt. Then she said, “Oh Lord, if you remember me and give me a son, I will give him back to you. The child will serve you all the days of his life”.

©2022 Godly Pearls



After some time, Hannah became pregnant. She had a baby and called his name Samuel. Samuel means “I have asked for this child from the Lord”.


©2022.  Godly Pearls



After a few years, Hannah took Samuel back to the house of
Lord in Shiloh – just as she promised God.


Every year, when Elkanah and Hannah went to Shiloh, she would
give Samuel a little robe.

©2022 Godly Pearls



GOD ANSWERS PRAYERS

The story of Hannah and Samuel



Join me to
answer the
questions &
find the picture!

BY: GODLY PEARLS

GOD ANSWERS PRAYERS: The story of Hannah and Samuel.

Reveal the Picture Cards

Encourage kids to answer the questions to find out the picture underneath! The questions will help emphasize the lessons in the study.

This resource was designed for parents, Sunday School teachers, Kids club teachers, evangelists, Christian educators, etc.

INSTRUCTION: Print out the picture. Then, print out the quiz sheet and cut out each question along the lines provided. Using a light tape, or an adhesive, paste each question on the picture until the picture is covered. Then, let the children answer the questions randomly and guess what's underneath.

THANK YOU TO THESE CLIP ARTISTS

Some images
were designed
by Brgfx
@Freepik.com



LET'S CONNECT!

Website: Visit www.godlypearls.com

Facebook Page: [Godly Pearls](#)

Instagram: @godlypearlsnz

Twitter: @godlypearls10

Email: contact@godlypearls.com



Who was Eli?

What was the name of Hannah's husband?

What is the meaning of the name 'Samuel'?

Why did Hannah refuse to eat when she went to the house of the Lord?

What is the name of the place where the house of the Lord was?

What promise did Hannah make to God when she was praying?

Why was Hannah sad when she went to the house of the Lord?

Did God give Hannah a child?

What is the name of the place where Hannah and her husband lived?

GOD ANSWERS PRAYERS

The story of Hannah and Samuel



BY: GODLY PEARLS

GOD ANSWERS PRAYERS: The story of Hannah and Samuel.

Story Starter Cards

Encourage kids to retell the story of Hannah and Samuel in their own words with these story starter cards.

This resource was designed for parents, Sunday School teachers, Kids club teachers, Christian educators and evangelists, etc.

THANK YOU TO THESE CLIP ARTISTS

Some images
were designed
by Brgfx
@Freepik.com



LET'S CONNECT!

Website: Visit www.godlypearls.com

Facebook Page: [Godly Pearls](#)

Instagram: @godlypearlsnz

Twitter: @godlypearls10

Email: contact@godlypearls.com

1

Hannah and Elkanah...



©2022 GodlyPearls

2


When Hannah went to...



©2022 GodlyPearls

3


She cried and...



©2022 GodlyPearls

4

Eli told her...



©2022 GodlyPearls

5

Hannah was no longer...



©2022 GodlyPearls

6


After some time...



©2022 GodlyPearls

7

Some years later, Hannah...



©2022 GodlyPearls

8

Every year, Hannah and...



©2022 GodlyPearls

Godly Pearls ★ www.godlypearls.com

GOD ANSWERS PRAYERS

The story of Hannah and Samuel



BY: GODLY PEARLS

GOD ANSWERS PRAYERS: The story of Hannah and Samuel

Conversation Cards

Encourage kids to explore the story and lessons from Hannah using the questions in these cards. You will be amazed what you find out!

This resource was designed for parents, Sunday School teachers, Kids club teachers, Christian educators and evangelists, etc.

LET'S CONNECT

Website: Visit www.godlypearls.com

Facebook Page: [Godly Pearls](#)

Instagram: @godlypearlsnz

Twitter: @godlypearls10

Email: contact@godlypearls.com

THANK YOU TO THESE CLIP ARTISTS



This resource is not for sale. Thank you. ©2022. Godly Pearls.
www.godlypearls.com



Godly Pearls ★ www.godlypearls.com

How can you be
sure that God
hears you when
you pray?



How can you serve
God as a young boy
or girl?



What can you do when
it seems God has not
answered your
prayers?

Do you think God
knows exactly when
you feel sad, happy,
angry, hurt, or
excited?

GOD ANSWERS PRAYERS

The story of Hannah and
Samuel



BY: GODLY PEARLS

GOD ANSWERS PRAYERS: The story of Hannah and Samuel.

Memorize and Pray

Encourage kids to memorize the Scripture verse and pray using the prayer prompt. Feel free to let them use their own words when praying – the prompt is just a guide.

This resource was designed for parents, Sunday School teachers, Kids club teachers, Christian educators and evangelists, etc.

Scriptures were taken from NJKV.

THANK YOU TO THESE CLIP ARTISTS



This resource is not for sale. Thank you.

©2022. Godly Pearls. www.godlypearls.com



I CAN MEMORIZE

~~~~~

"For this child I  
prayed, and the  
LORD has granted  
me my petition which  
I asked of Him".

I Samuel 1:27



# I CAN PRAY



Dear Lord,  
I believe you hear me when  
I pray. Please help me to  
always talk to you  
in Jesus name,  
Amen.

**GOD  
ANSWERS  
PRAYERS**

The story of Hannah  
and Samuel

Learn and colour

**BY: GODLY PEARLS**

# GOD ANSWERS PRAYERS: The story of Hannah and Samuel .

## “Learn and Colour”

A title in the “*Bible Story Teaching Pack*” by Godly Pearls

### COPYRIGHT

**Terms of Use:** This free printable resource was designed for parents, Sunday School teachers, Kids club teachers, children evangelist, Christian educators, etc, to teach kids. It is for your personal use. Please respect the work, time and copyright of this resource and other materials (e.g., clip arts and fonts) used in this resource. Please, DO NOT sell, host, reproduce, giveaway, or store for any reason other than personal uses. Please share and encourage others to visit [www.godlypearls.com/resource-centre/](http://www.godlypearls.com/resource-centre/) where they can download a free copy of this and other resources directly from our resource page. Thank you for your honesty!

### THANK YOU TO THESE CLIP ARTISTS



### LET'S CONNECT!

Website: Visit [www.godlypearls.com](http://www.godlypearls.com)

Facebook Page: [Godly Pearls](#)

Instagram: @godlypearlsnz

Twitter: @godlypearls10

Email: [contact@godlypearls.com](mailto:contact@godlypearls.com)

This resource is not for sale. Thank you. ©2022. Godly Pearls. [www.godlypearls.com](http://www.godlypearls.com)

Name: .....



Hannah was sad because she had no children.


Name: .....



©2022. GodlyPearls

Hannah prayed and said, "Oh Lord, if you remember me and give me a son, I will give him back to you. The child will serve you all the days of his life".

Name: .....



God answered Hannah's prayers and gave her a son named Samuel.



# GOD ANSWERS PRAYERS

The story of Hannah and Samuel

Read out and trace the sentences below

Name.....

God hears me

when I pray.

I will always tell

the truth.

# GOD ANSWERS PRAYERS


The story of Hannah and Samuel

Word Search

Find and circle the words below

Name: .....

E D B T U G A G I P A L A M Q F S  
P M W J C T V K W X M E A T T F U  
F H H L R E N F G N M C K E I B P  
Q U A Q T Q B J D G J Y J N C H W  
H F G N H I T E B K Z R C P H S Z  
S O L O N K Y L Y C L E D X F H G  
E S E P G A P I V E Y B S H W P J  
R C N M R C H N J F U C O N W X E  
U B P P O O D L O T D L U Y Y I R  
X U E R B T M N P T I S U O L I R  
Q U A R E X A I K H P R J S Q K W  
Y G C I W G H G S A M U E L W D O  
D K E Q P S N L H E J U C J T L K  
N R W V R D J A J H Z Z H K X P M  
K Y I O O E C M N J A I O D G W H  
I W W Y M K P L A T C N U H E L J  
F O S W K D A F H H A H W M O G C

|         |                                                                                     |          |
|---------|-------------------------------------------------------------------------------------|----------|
| Hannah  |  | Pregnant |
| Shiloh  |                                                                                     | Samuel   |
| Prayed  |                                                                                     | Robe     |
| Peace   |                                                                                     | Eli      |
| Worship |                                                                                     | Promise  |
|         |                                                                                     |          |


# GOD ANSWERS PRAYERS

The story of Hannah and Samuel

Word Search - Answers

Find and circle the words below

E D B T U G A G I P A L A M Q F S  
P M W J C T V K W X M E A T T F U  
F H H L R E N F G N M C K E I B P  
Q U A Q T Q B J D G J Y J N C H W  
H F G N H I T E B K Z R C P H S Z  
S O L O N K Y L Y C L E D X F H G  
E S E P G A P I V E Y B S H W P J  
R C N M R C H N J F U C O N W X E  
U B P P O O D L O T D L U Y Y I R  
X U E R B T M N P T I S U O L I R  
Q U A R E X A I K H P R J S Q K W  
Y G C I W G H G S A M U E L W D O  
D K E Q P S N L H E J U C J T L K  
N R W V R D J A J H Z Z H K X P M  
K Y I O O E C M N J A I O D G W H  
I W W Y M K P L A T C N U H E L J  
F O S W K D A F H H A H W M O G C

|         |                                                                                     |          |
|---------|-------------------------------------------------------------------------------------|----------|
| Hannah  |  | Pregnant |
| Shiloh  |                                                                                     | Samuel   |
| Prayed  |                                                                                     | Robe     |
| Peace   |                                                                                     | Eli      |
| Worship |                                                                                     | Promise  |

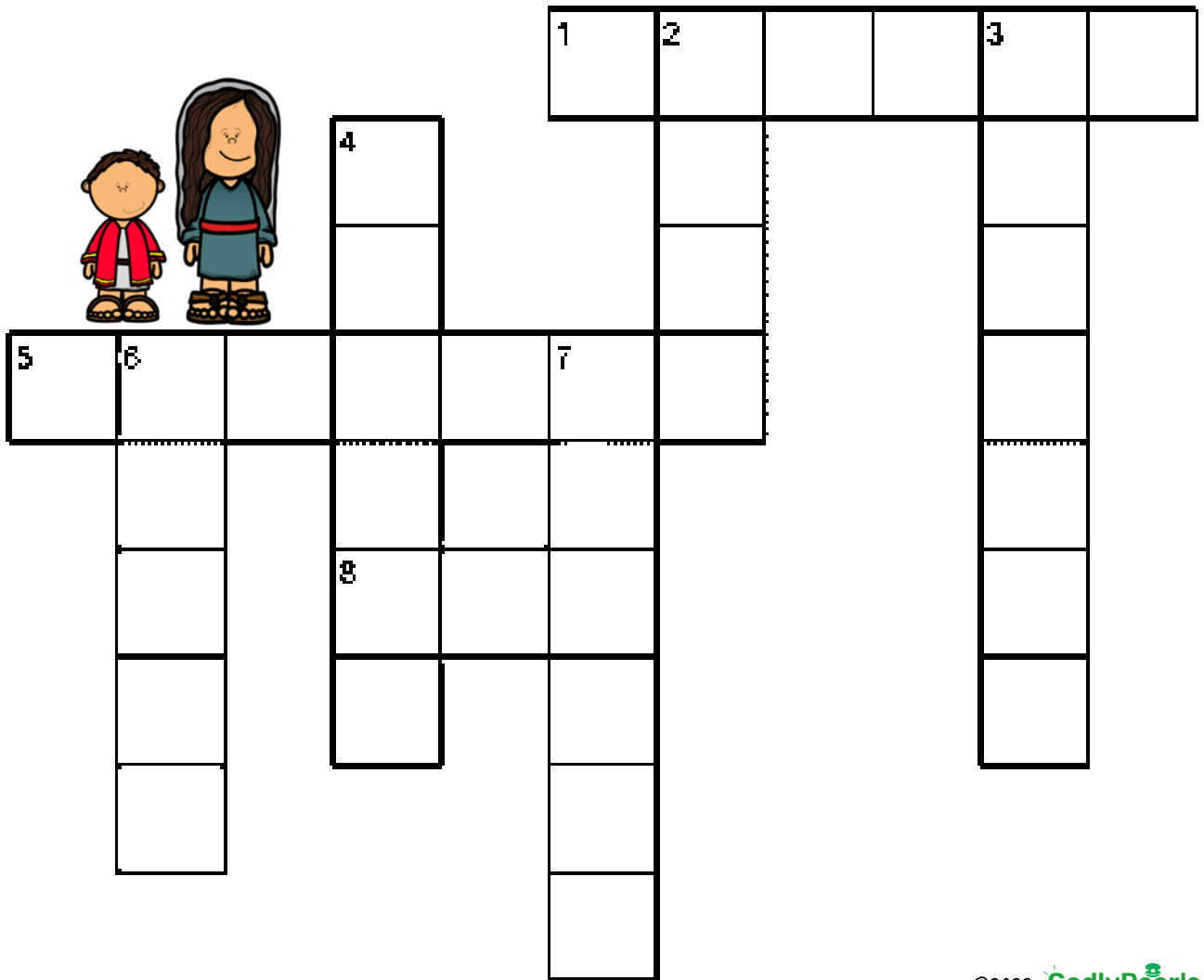
# GOD ANSWERS PRAYERS

The story of Hannah and Samuel

## Crossword Puzzle

Read each clue. Then, write the missing word in the puzzle.

Name: .....



©2022. Godly Pearls

### Across

1. Hannah....to God for a child (6)
5. Hannah made a ...to God (7)
8. Who said, "God will answer you"? (3)

### Down

2. Samuel got a ...every year (4)
3. The name of Hannah's husband was....(7)
4. Every year, Hannah and Elkanah visited.....in Shiloh(6)
6. Elkanah and Hannah lived in a place called.... (5)
7. The house of the Lord was in a place called.....(6)

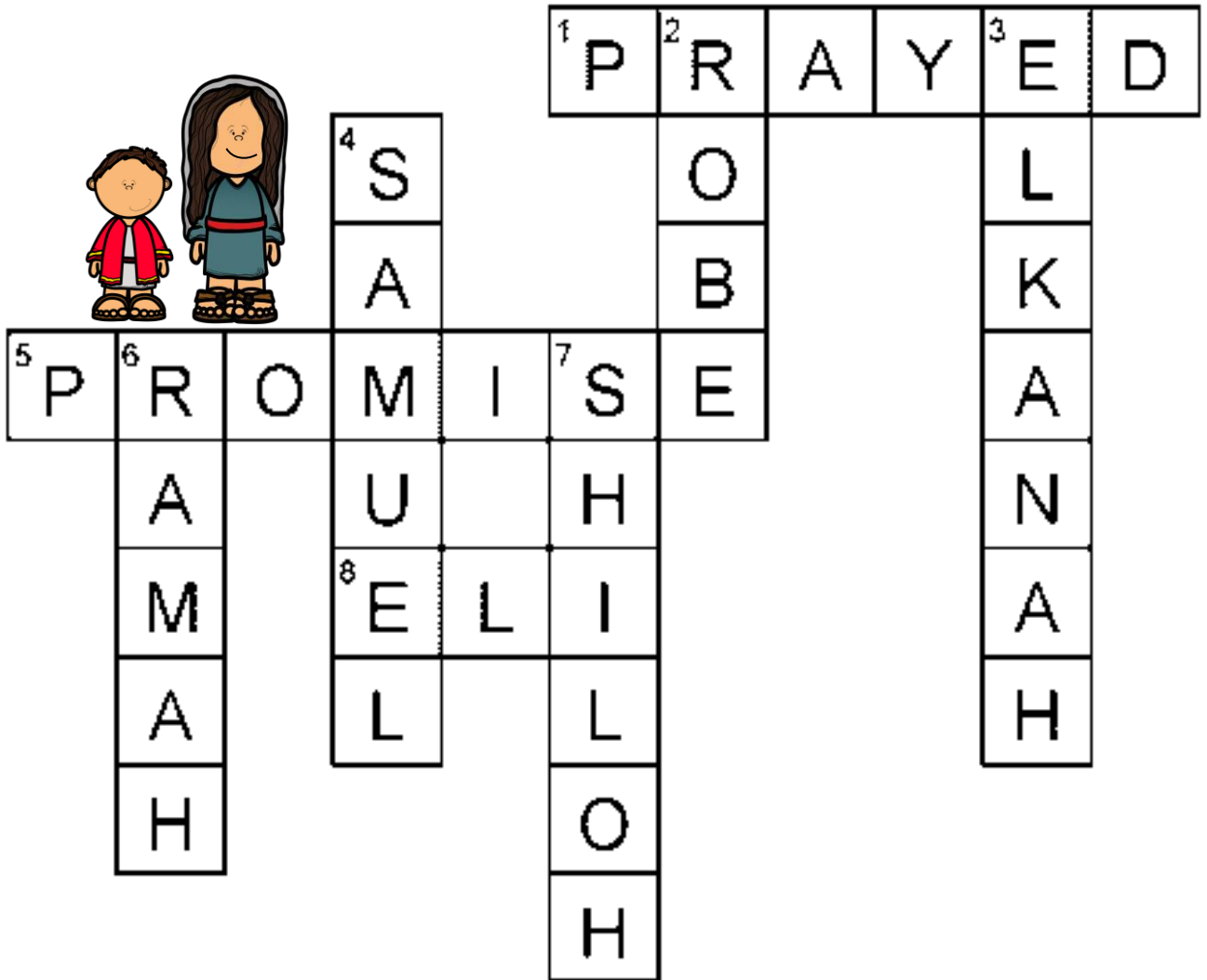


# GOD ANSWERS PRAYERS

The story of Hannah and Samuel

Crossword Puzzle - Answers

Read each clue. Then, write the missing word in the puzzle.



©2022. Godly Pearls

## Across

1. Hannah....to God for a child (6)
5. Hannah made a ...to God (7)
8. Who said, "God will answer you"? (3)

## Down

2. Samuel got a ...every year (4)
3. The name of Hannah's husband was....(7)
4. Every year, Hannah and Elkanah visited.....in Shiloh(6)
6. Elkanah and Hannah lived in a place called.... (5)
7. The house of the Lord was in a place called.....(6)


# GOD ANSWERS PRAYERS

The story of Hannah and Samuel

Puzzle sheet

Hurry! Help Samuel find his way to Hannah!

Name: .....



# GOD ANSWERS PRAYERS

The story of Hannah and Samuel

## Word Scramble

Instruction: Unscramble the words below using clues from the word list

Name: .....

LKAEHAN

-----

ENIW

-----

EORB

-----

DAEPYR

-----

SEAMUL

-----

MRHAA

-----

REOISMP

-----


PTEW

-----

### Word list

Elkanah  
Wine  
Robe  
Ramah

Samuel  
Prayed  
Promise  
Wept





# GOD HEARS ME WHEN I PRAY



INSTRUCTION: Use the first letter of the word below to write a thought or story about PRAYER.

Name: .....

P- .....

R- .....

A- .....

Y- .....

E- .....

R- .....



Very thoughtful



Great talent!



Story hero



Always curious



Great job!



Super effort



Responsible



Writing hero



Hard worker



You did it!



You are creative!



God loves me

