

SHARING THE GOOD NEWS

The story of Apollos



BY: GODLY PEARLS

INSTRUCTIONS FOR EDUCATORS

Thank you for downloading this Bible story teaching pack from Godly Pearls (www.godlypearls.com). We exist to make Jesus Christ known, one story at a time.

This Bible story teaching pack is titled “Sharing the good news: The story of Apollos”. In the story, Apollos was a Jew who knew the word of God and loved to tell people about it – everywhere he went. He was very good at talking and explaining things and people listened to him. When he went to the city of Ephesus, he met Aquila and Priscilla who listened to him, among the crowd of people who had gathered in the temple to hear Apollos speak. Aquila and Priscilla later took Apollos aside and told him more about God. Apollos was very happy and willing to learn from them. He kept preaching everywhere he went – bold and fearless – even when some Jews did not believe him.

What does the story mean for kids? Kids will be encouraged to be brave and share the good news of Jesus with their friends, family and indeed, everyone God brings their way. They will also learn to be open and ready to learn from people who God has put around them to teach them the word of God.

The bible references for the story are as follows: Acts 18: 24-28.

We ask that you take the time to prayerfully read the bible references provided and study the materials too. We pray “that the God of our Lord Jesus Christ, the Father of glory, may give unto you the spirit of wisdom and revelation in the knowledge of him” (Ephesians 1:17)

We do not take for granted the call and ministry of training kids in a godly way – right from their childhood. Train up a child in the way he should go, and when he is old he will not depart from it (Proverbs 22:6).

We do not underestimate the potentials for kids to understand and store God’s word in their hearts from their early age. And that from childhood you have known the Holy Scriptures, which are able to make you wise for salvation through faith which is in Christ Jesus (2 Timothy 3:15).

Ultimately, we do not underestimate the power and will of God to bring these children into an enduring relationship with Him. But Jesus

said, “Let the little children come to Me, and do not forbid them; for of such is the Kingdom of heaven” (Matthew 19:14).

This is our desire, hope and joy – that each child might come to experience love and grace in Jesus as they understand His words.

In this Bible story teaching pack, you have the following:

1. Story book/cards.

You will get a book or a pack of large cards depending on how you print yours. This is the section that contains the retelling of the story of Apollos. There are words and pictures to hold the attention of the children.

2. Sequencing flashcards.

Use these cards in a group activity to assess children’s understanding of the story of Apollos. Shuffle the cards, then, ask the group to rearrange the flashcards in the correct order. Don’t forget to shuffle the cards first!

3. Conversation cards

These cards will provide some questions for you to explore with the kids. Encourage them to explore the story and lessons from Apollos using the questions in these cards. Use these cards in a group activity. You will be amazed at what you find out.

4. Story starter cards

Each of these cards contains a story prompt or beginning sentence and a corresponding picture to help kids retell the story of Apollos in their own words. Use these cards in a group activity. They will feel confident that they can tell the story and even go on to tell their friends and families. Are you a parent? You will enjoy listening to your child retelling this story.

5. Handwriting sheet

A handwriting sheet is provided to be used for home, class, or church assignment or to be completed immediately after the study. You get to decide. The lessons will be indirectly emphasized as they trace the words provided.

6. Memory verse and prayer cards

Print these memory verse cards and ask the children to recite them a few times after the study. Then, ask them to take them home, so they can learn to recite the verses during the week. You can quickly ask them to recite the verse before the next study in the following week.

A prayer card is also provided – please use this only as a guide. The end goal is for each child to be able to use their own words while praying to God.

7. Reveal-the-picture game

This game contains some questions or quiz that need to be answered before the children can see the picture underneath the quiz. Print out the picture. Then, print out the quiz sheet and cut out each question along the lines provided. Using a light tape, or an adhesive, paste each question on the picture until the picture is covered. Then, let the children answer the questions randomly and guess what's underneath. The questions are related to the study; thus, you can assess their understanding in this group activity.

8. Crossword puzzle

Print the puzzle to be used as assignment or solved after the study. The answers are included in the puzzle sheet.

9. Maze

Print the maze to be used as assignment or solved after the study.

10. Word search

Print the word search to be used as assignment or solved after the study. The answers are included in the word search sheet.

11. Word scramble

Print the word scramble sheet and get the kids to unscramble the words. A list of words is provided to make this quick, easy, and fun. If you are using with an older kid, you might want to cut

out the word-list section and get them to unscramble the words without using the word-list.

12. Acrostic poem card

This poem card gives older children the opportunity to explore the meaning of "GOSPEL".

13. Learn and colour

Another card aimed at emphasizing the study as kids interact with the pictures and the words.

14. Reward "stickers"

A set of stickers to say, "thank you" and "well done" to the kids for listening and engaging during the study. Print out the sheet, cut out the stickers and use a glue to apply each "sticker" to a child's worksheet when needed. You can also print these on sticker printing papers.

Please note that the instructions are generic to educators, but you know your child/children best, so feel free to adapt the contents as relevant to the different age groups you are in charge of.

We hope you will find these resources useful in your homes, classes, churches, or any other location where you teach children the word of God.

We welcome any feedback you might have about using these resources. Please send an email to contact@godlypearls.com or reach out to us through our [Facebook page](#).

Thanks and God bless you.

The Team at Godly Pearls.

©2022.  Godly Pearls

COPYRIGHT

Terms of Use: This free printable resource was designed for parents, Sunday School teachers, Kids club teachers, children evangelist, Christian educators, etc., to teach kids. It is for your personal use.

Please respect the work, time and copyright of this resource and other materials (e.g., clip arts and fonts) used in this resource.

Please, DO NOT sell, host, reproduce, giveaway, or store for any reason other than personal uses.

Please share and encourage others to visit www.godlypearls.com/resource-centre/ where they can download a free copy of this and other resources directly from our resource page. Thank you for your honesty!

THANK YOU TO THESE CLIP ARTISTS

Some images
were designed
by Brgfx
@Freepik.com



LET'S CONNECT!

We would love to connect with you. Find us through any of the contacts below

Website: Visit www.godlypearls.com

Facebook Page: [Godly Pearls](#)

Instagram: [@godlypearlsnz](#)

Twitter: [@godlypearls10](#)

Email: contact@godlypearls.com

This resource is not for sale. Thank you. ©2022. Godly Pearls. www.godlypearls.com

SHARING THE GOOD NEWS

The story of Apollos



BY: GODLY PEARLS

Sharing the good news: The story of Apollos.

A title in the *Bible story teaching pack* by Godly Pearls

Bible References: Acts 18:24-28

- ❖ *Explain what it means to share the good news through the story of Apollos from the Bible.*
- ❖ *Discuss lessons from the story and what it means for kids today. Some suggestions are provided in the main story.*
- ❖ *Engage kids in the various activities to reinforce the story and the lessons.*

This resource was designed for parents, Sunday School teachers, Kids club teachers, Christian educators, evangelists, missionaries, etc.

There was a man named Apollos. He was a Jew and was born in the city of Alexandria. Apollos was very good at talking and everyone understood him very well when he talked. He knew the word of God very well too.

©2022. **Godly Pearls**



One day, Apollos went to the city of Ephesus. When he got to Ephesus, he started telling people about the word of God. He told them to turn away from their sins and be baptized in water.

©2022. Godly Pearls



Later, he went to the synagogue to tell people about the word of God. A synagogue is where people come together to hear the word of God just like we do at church today. While Apollos spoke, lots of people listened to him.

©2022. Godly Pearls




There in the synagogue, a man named Aquila and his wife, Priscilla, were listening too. After Apollos finished speaking, Aquila and Priscilla met him and told him more about God.

©2022. Godly Pearls



He stayed in Ephesus for sometime and wanted to go to the city of Achaia. The followers of Jesus at Ephesus wrote a letter and asked the disciples at Achaia to welcome him.

©2022. **Godly Pearls**



When Apollos got to Achaia, he helped the followers of Jesus there by speaking the truth of God's word. Some Jews did not believe, but Apollos continued telling the people there that Jesus is the Christ.

©2022.  Godly Pearls



Apollos was
very brave in
telling people
about Jesus.



Apollos was
ready to learn
from Aquila and
Priscilla.



Apollos told
people
everywhere he
went about the
word of God.



COPYRIGHT

Terms of Use: This free printable resource was designed for parents, Sunday School teachers, Kids club teachers, children evangelist, Christian educators, etc, to teach kids. It is for your personal use.

Please respect the work, time and copyright of this resource and other materials (e.g., clip arts and fonts) used in this resource.

Please, DO NOT sell, host, reproduce, giveaway, or store for any reason other than personal uses.

Please share and encourage others to visit www.godlypearls.com/resource-centre/ where they can download a free copy of this and other resources directly from our resource page. Thank you for your honesty!

ATTRIBUTION

THANK YOU TO THESE CLIP ARTISTS

Some images
were designed
by Brgfx
@Freepik.com



This resource is not for sale. Thank you. ©2022. Godly Pearls. www.godlypearls.com

 Godly Pearls ★ www.godlypearls.com

THANK YOU!

Thank you for downloading this resource.

We hope you find it impactful on you and the kids you teach the word of God. We hope this resource will enable a deeper understanding of who God is - and help develop a personal and life-long relationship with God who loves us so much.

Please do not hesitate to contact us if you have any questions. We will be happy to help as much as we can.

LET'S CONNECT!

We would love to connect with you. Find us through any of the contacts below

Website: Visit www.godlypearls.com

Facebook Page: [Godly Pearls](#)

Instagram: @godlypearlsnz

Twitter: @godlypearls10

Email: contact@godlypearls.com



SHARING THE GOOD NEWS

The story of Apollos



BY: GODLY PEARLS

SHARING THE GOOD NEWS: The story of Apollos.

Sequencing Flashcards

Don't forget to shuffle the cards first before assessing the children.

Assess kids understanding of the story of Apollos by asking them to arrange these sequencing flashcards in the correct order.

This resource was designed for parents, Sunday School teachers, Kids club teachers, Christian educators and evangelists, etc.

THANK YOU TO THESE CLIP ARTISTS

Some images
were designed
by Brgfx
@Freepik.com



LET'S CONNECT!

Website: Visit www.godlypearls.com

Facebook Page: [Godly Pearls](#)

Instagram: @godlypearlsnz

Twitter: @godlypearls10

Email: contact@godlypearls.com

There was a man named Apollos. He was a Jew and very good at talking. He knew the word of God very well too.

©2022. Godly Pearls




One day, Apollos went to the city of Ephesus. He started telling people about the word of God. He told them to turn away from their sins and be baptized in water.



Later, he went to the synagogue to tell people about the word of God. Apollos met Aquila and his wife, Priscilla, who told him more about God.

©2022. Godly Pearls



Apollos also went to Achaia. He helped the followers of Jesus there by speaking the truth of God's word. Some Jews did not believe, but Apollos continued telling the people there that Jesus is the Christ.

©2022. Godly Pearls



SHARING THE GOOD NEWS

The story of Apollos




BY: GODLY PEARLS

SHARING THE GOOD NEWS: The story of Apollos.

Reveal the Picture Cards

Encourage kids to answer the questions to find out the picture underneath! The questions will help emphasize the lessons in the study.

This resource was designed for parents, Sunday School teachers, Kids club teachers, evangelists, Christian educators, etc.

 **INSTRUCTION:** Print out the picture. Then, print out the quiz sheet and cut out each question along the lines provided. Using a light tape, or an adhesive, paste each question on the picture until the picture is covered. Then, let the children answer the questions randomly and guess what's underneath.

THANK YOU TO THESE CLIP ARTISTS

Some images
were designed
by Bngfx
@Freepik.com



LET'S CONNECT!

Website: Visit www.godlypearls.com

Facebook Page: [Godly Pearls](#)

Instagram: @godlypearlsnz

Twitter: @godlypearls10

Email: contact@godlypearls.com



Where was
Apollos born?

Who told Apollos
more about God?

What did
Apollos do in the
city of
Ephesus?

Who did Apollos
meet when he
went to the
synagogue?

What was
Apollos very
good at?

What is the
name of
Aquila's wife?

What is a
synagogue?

Which people did
not believe what
Apollos said about
Jesus?

What did the followers
of Jesus at Ephesus
give Apollos when he
wanted to leave?

SHARING THE GOOD NEWS

The story of Apollos



BY: GODLY PEARLS

SHARING THE GOOD NEWS: The story of Apollos.

Story Starter Cards

Encourage kids to retell the story of Apollos in their own words with these story starter cards.

This resource was designed for parents, Sunday School teachers, Kids club teachers, Christian educators and evangelists, etc.

THANK YOU TO THESE CLIP ARTISTS

Some images
were designed
by Brgfx
@Freepik.com



LET'S CONNECT!

Website: Visit www.godlypearls.com

Facebook Page: [Godly Pearls](#)

Instagram: @godlypearlsnz

Twitter: @godlypearls10

Email: contact@godlypearls.com

1

Apollos was...

©2022 GodlyPearls



2

He was very good at...

©2022 GodlyPearls



3

When he was in the city of...

©2022 GodlyPearls



4

Then he went to...

©2022 GodlyPearls



5

Apollos met...

©2022 GodlyPearls



6

He stayed in Ephesus...

©2022 GodlyPearls



7

In Achaia...

©2022 GodlyPearls



8

But the Jews...

©2022 GodlyPearls



Godly Pearls ★ www.godlypearls.com

SHARING THE GOOD NEWS

NEWS

The story of Apollos



BY: GODLY PEARLS

SHARING THE GOOD NEWS: The story of Apollos

Conversation Cards

Encourage kids to explore the story and lessons from Apollos using the questions in these cards. You will be amazed what you find out!

This resource was designed for parents, Sunday School teachers, Kids club teachers, Christian educators and evangelists, etc.

LET'S CONNECT

Website: Visit www.godlypearls.com

Facebook Page: [Godly Pearls](#)

Instagram: @godlypearlsnz

Twitter: @godlypearls10

Email: contact@godlypearls.com

THANK YOU TO THESE CLIP ARTISTS

Some images
were designed
by BingX
@FreePK.com



This resource is not for sale. Thank you. ©2022. Godly Pearls.
www.godlypearls.com



Godly Pearls ★ www.godlypearls.com

What are you
very good at
doing?

How can you tell
others about the
love of Jesus?

What can you do
when you don't
feel brave?

God has put people
around you to teach
you about the bible.

Can you mention
them?

SHARING THE GOOD NEWS

NEWS

The story of Apollos



BY: GODLY PEARLS

SHARING THE GOOD NEWS: The story of Apollos.

Memorize and Pray

Encourage kids to memorize the Scripture verse and pray using the prayer prompt. Feel free to let them use their own words when praying – the prompt is just a guide.

This resource was designed for parents, Sunday School teachers, Kids club teachers, Christian educators and evangelists, etc.

Scriptures were taken from NJKV.

THANK YOU TO THESE CLIP ARTISTS



This resource is not for sale. Thank you.

©2022. Godly Pearls. www.godlypearls.com



I CAN MEMORIZE



"And He said to them, "Go into all the world and preach the gospel to every creature".

Mark 16:15



I CAN PRAY



Dear Lord,
I want to share the good
news of Jesus with
everyone I meet. Please
make me brave
in Jesus name
I pray
Amen.

SHARING THE GOOD NEWS

The story of Apollos

Learn and colour

BY: GODLY PEARLS

SHARING THE GOOD NEWS: The story of Apollos

“Learn and Colour”

A title in the “*Bible Story Teaching Pack*” by Godly Pearls

COPYRIGHT

Terms of Use: This free printable resource was designed for parents, Sunday School teachers, Kids club teachers, children evangelist, Christian educators, etc, to teach kids. It is for your personal use. Please respect the work, time and copyright of this resource and other materials (e.g., clip arts and fonts) used in this resource. Please, DO NOT sell, host, reproduce, giveaway, or store for any reason other than personal uses. Please share and encourage others to visit www.godlypearls.com/resource-centre/ where they can download a free copy of this and other resources directly from our resource page. Thank you for your honesty!

THANK YOU TO THESE CLIP ARTISTS



LET'S CONNECT!

Website: Visit www.godlypearls.com

Facebook Page: [Godly Pearls](#)


Instagram: @godlypearlsnz

Twitter: @godlypearls10

Email: contact@godlypearls.com

This resource is not for sale. Thank you. ©2022. Godly Pearls. www.godlypearls.com

Name:




Apollos was very good at talking. He knew the word of God very well too.

Name:



Aquila and his wife, Priscilla, told Apollos more about God.

Name:



Some Jews did not believe when Apollos said that
Jesus is the Christ.



SHARING THE GOOD NEWS

The story of Apollos

Read out and trace the sentences below

Name.....

I will tell my

friends, family

and everyone

about Jesus.

SHARING THE GOOD NEWS

The story of Apollos

Word Search

Find and circle the words below

Name:

R I G R B R E T H R E N L H C X J
W M P W Y U S J K B U E H J Y G E
J B R R G I X X N B Q J B L T U W
S S I U R V J T G F L I J W G N S
R C S H P K I L O L Y F A O E J E
J S C R I P T U R E S U G V N W I
Q D I S C I P L E S S A I A I X P
S B L Y B T H K K P N G L M F A P
X I L T N E U R Z Y H P W K P U N
O W A P O L L O S Y T E O C K W W
J A L S U Z X I Y I P N S G K I Z
V G Q Y A V Q I E Y U V O U I R X
D P T B Y S B B X V A S X C S Z H
G D N Y Y I M M V A E S R N Y Y L
O H K M X N J J G T E S X I X O I
Q O S A K S O Q C X A G B O D Y P
D Q S N K T T D R F E T O N C D I

Apollos		Disciples
Scriptures		Christ
Ephesus		Synagogue
Priscilla		Jews
Brethren		Believe



SHARING THE GOOD NEWS

The story of Apollos

Word Search - Answers

Find and circle the words below

R I G R B R E T H R E N L H C X J
W M P W Y U S J K B U E H J Y G E
J B R R G I X X N B Q J B L T U W
S S I U R V J T G F L I J W G N S
R C S H P K I L O L Y F A O E J E
J S C R I P T U R E S U G V N W I
Q D I S C I P L E S S A I A I X P
S B L Y B T H K K P N G L M F A P
X I L T N E U R Z Y H P W K P U N
O W A P O L L O S Y T E O C K W W
J A L S U Z X I Y I P N S G K I Z
V G Q Y A V Q I E Y U V O U I R X
D P T B Y S B B X V A S X C S Z H
G D N Y Y I M M V A E S R N Y Y L
O H K M X N J J G T E S X I X O I
Q O S A K S O Q C X A G B O D Y P
D Q S N K T T D R F E T O N C D I

Apollos
Scriptures
Ephesus
Priscilla
Brethren



Disciples
Christ
Synagogue
Jews
Believe




SHARING THE GOOD NEWS

The story of Apollos

Crossword Puzzle

Read each clue. Then, write the missing word in the puzzle.

Name:



©2022. GodlyPearls

Across

3. Apollos told people in Ephesus to turn away from their (4)
4. Apollos was very good at...(7)
5. The followers of Jesus at Ephesus gave Apollos a(6)
6. Apollos knew the of God very well (4)
7. The Jews in Achaia did not that Jesus is the Christ (7)

Down

1. Apollos was born in the city of (10)
2. Apollos met Aquila and in the synagogue (9)
3. People came together to hear the word of God in the (9)

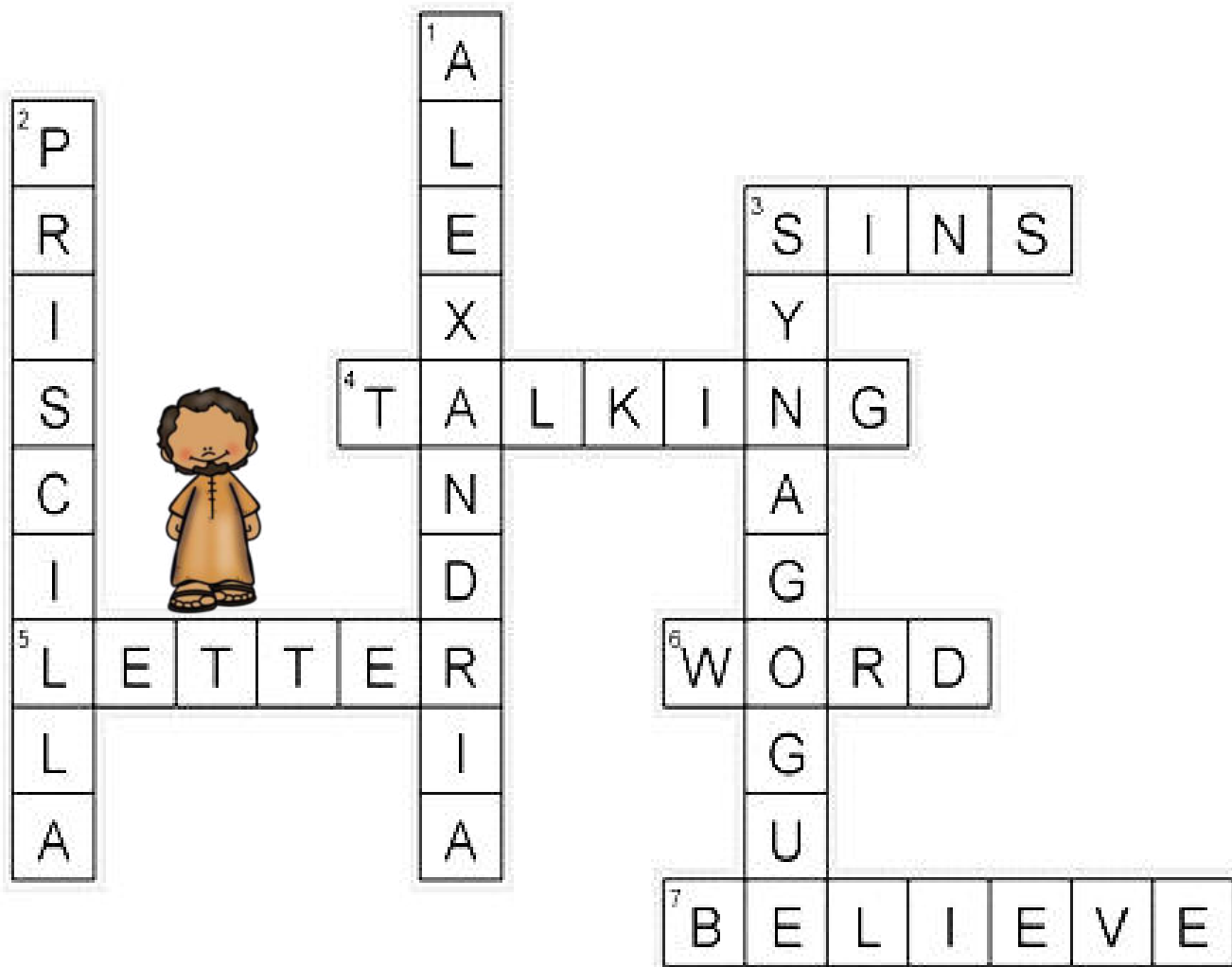


SHARING THE GOOD NEWS

The story of Apollos

Crossword Puzzle - Answers

Read each clue. Then, write the missing word in the puzzle.



©2022. GodlyPearls

Across

3. Apollos told people in Ephesus to turn away from their (4)
4. Apollos was very good at... (7)
5. The followers of Jesus at Ephesus gave Apollos a (6)
6. Apollos knew the of God very well (4)
7. The Jews in Achaia did not that Jesus is the Christ (7)

Down

1. Apollos was born in the city of (10)
2. Apollos met Aquila and in the synagogue (9)
3. People came together to hear the word of God in the (9)


SHARING THE GOOD NEWS

The story of Apollos

Puzzle sheet

The people are waiting to hear Apollos speak. Help Apollos find his way to the people!

Name:



SHARING THE GOOD NEWS

The story of Apollos

Word Scramble

Instruction: Unscramble the words below using clues from the word list

Name:

CIESRTSRUP

BPASMIT

DLOB

LEIVBEE

AGCER

SESJU

UAQALI

YEAGOGSUN

Word list

Bold
Aquila
Grace
Synagogue



Baptism
Believe
Scriptures
Jesus





JESUS IS THE GOOD NEWS



INSTRUCTION: Use the first letter of the word below to write a thought or story about GOSPEL.

Name:

G

O

S

P

E

L



