

INSTRUCTIONS FOR EDUCATORS

Thank you for downloading this Bible story teaching pack from Godly Pearls (www.godlypearls.com). We exist to make Jesus Christ known, one story at a time.

This Bible story teaching pack is titled “A blind man opens his eyes: Jesus makes all things new”. In the story, Jesus was walking with His disciples when He saw a blind man. The disciples asked, “who sinned – this man or his parents?” They thought his blindness must be a punishment for a sin committed by him or his parents. Jesus told them no one sinned – but God wanted to show His mighty power through the man’s blindness. Jesus, ever full of mercy, love, and compassion, made clay and put it on the man’s face. He told him to wash in the pool of Siloam and the man’s eyes were opened! Even people who saw him after his eyes were opened were confused and couldn’t believe it was him! Our God is good!

What does the story mean for kids? Kids will understand that Jesus has the power to heal all forms of sicknesses and diseases, even today. They will also learn the importance of obedience to God’s words and to godly instructions from their parents. Lastly, kids will be encouraged to tell their friends and families of the good things God does for them.

The bible references for the story are as follows: John 9:1-11.

We ask that you take the time to prayerfully read the bible references provided and study the materials too. We pray “that the God of our Lord Jesus Christ, the Father of glory, may give unto you the spirit of wisdom and revelation in the knowledge of him” (Ephesians 1:17)

We do not take for granted the call and ministry of training kids in a godly way – right from their childhood. Train up a child in the way he should go, and when he is old he will not depart from it (Proverbs 22:6).

We do not underestimate the potentials for kids to understand and store God’s word in their hearts from their early age. And that from childhood you have known the Holy Scriptures, which are able to make you wise for salvation through faith which is in Christ Jesus (2 Timothy 3:15).

Ultimately, we do not underestimate the power and will of God to bring these children into an enduring relationship with Him. But Jesus

said, “Let the little children come to Me, and do not forbid them; for of such is the Kingdom of heaven” (Matthew 19:14).

This is our desire, hope and joy – that each child might come to experience love and grace in Jesus as they understand His words.

In this Bible story teaching pack, you have the following:

1. Story book/cards.

You will get a book or a pack of large cards depending on how you print yours. This is the section that contains the retelling of the story of the blind man. There are words and pictures to hold the attention of the children.

2. Sequencing flashcards.

Use these cards in a group activity to assess children’s understanding of the story of the blind man. Shuffle the cards, then, ask the group to rearrange the flashcards in the correct order. Don’t forget to cut and shuffle the cards first!

3. Conversation cards

These cards will provide some questions for you to explore with the kids. Encourage them to explore the story and lessons from the blind man using the questions in these cards. Use these cards in a group activity. You will be amazed at what you find out.

4. Story starter cards

Each of these cards contains a story prompt or beginning sentence and a corresponding picture to help kids retell the story of the blind man in their own words. Use these cards in a group activity. They will feel confident that they can tell the story and even go on to tell their friends and families. Are you a parent? You will enjoy listening to your child retelling this story.

5. Handwriting sheet

A handwriting sheet is provided to be used for home, class, or church assignment or to be completed immediately after the study. You get to decide. The lessons will be indirectly emphasized as they trace the words provided.

6. Memory verse and prayer cards

Print these memory verse cards and ask the children to recite them a few times after the study. Then, ask them to take them home, so they can learn to recite the verses during the week. You can quickly ask them to recite the verse before the next study in the following week.

A prayer card is also provided – please use this only as a guide. The end goal is for each child to be able to use their own words while praying to God.

7. Quiz cards

Questions are provided in the quiz cards. The questions are related to the study; thus, you can assess their understanding in this group activity.

8. Crossword puzzle

Print the puzzle to be used as assignment or solved after the study. The answers are included in the puzzle sheet.

9. Maze

Print the maze to be used as assignment or solved after the study.

10. Word search

Print the word search to be used as assignment or solved after the study. The answers are included in the word search sheet.

11. Word scramble

Print the word scramble sheet and get the kids to unscramble the words. A list of words is provided to make this quick, easy, and fun. If you are using with an older kid, you might want to cut out the word-list section and get them to unscramble the words without using the word-list.

12. Acrostic poem card

This poem card gives older children the opportunity to explore the meaning of “HEALER”.

13. Learn and colour

Another card aimed at emphasizing the study as kids interact with the pictures and the words.

Please note that the instructions are generic to educators, but you know your child/children best; so feel free to adapt the contents as relevant to the different age groups you are in charge of.

We hope you will find these resources useful in your homes, classes, churches, or any other location where you teach children the word of God.

We welcome any feedback you might have about using these resources. Please send an email to contact@godlypearls.com or reach out to us through our [Facebook page](#).

Thanks and God bless you.
The Team at Godly Pearls.

©2022.  GodlyPearls

COPYRIGHT

Terms of Use: This free printable resource was designed for parents, Sunday School teachers, Kids club teachers, children evangelist, Christian educators, etc., to teach kids. It is for your personal use.

Please respect the work, time and copyright of this resource and other materials (e.g., clip arts and fonts) used in this resource.

Please, DO NOT sell, host, reproduce, giveaway, or store for any reason other than personal uses.

Please share and encourage others to visit www.godlypearls.com/resource-centre/ where they can download a free copy of this and other resources directly from our resource page. Thank you for your honesty!

THANK YOU TO THESE CLIP ARTISTS

Some images
were designed
by Brgfx
@Freepik.com



LET'S CONNECT!

We would love to connect with you. Find us through any of the contacts below

Website: Visit www.godlypearls.com

Facebook Page: [Godly Pearls](#)

Instagram: [@godlypearlsnz](#)

Twitter: [@godlypearls10](#)

Email: contact@godlypearls.com

This resource is not for sale. Thank you. ©2022. Godly Pearls. www.godlypearls.com

A BLIND MAN OPENS HIS EYES

Jesus makes all things new



BY: GODLY PEARLS

A blind man opens his eyes: Jesus makes all things new.

A title in the *Bible story teaching pack* by Godly Pearls

Bible References: John 9:1-11

- ❖ *Explain and discuss God's power to heal through the story of the man that was born blind from the Bible.*
- ❖ *Discuss lessons from the story and what it means for kids today. Some suggestions are provided in the main story.*
- ❖ *Engage kids in the various activities to reinforce the story and the lessons.*

This resource was designed for parents, Sunday School teachers, Kids club teachers, Christian educators, evangelists, missionaries, etc.

This resource is not for sale. Thank you.

©2022. Godly Pearls. www.godlypearls.com.



Godly Pearls ★ www.godlypearls.com



Jesus was walking with His disciples when He saw a man who was born blind. He had not been able to see with his eyes since he was born. The disciples of Jesus asked him, “why is this man blind? Is it because the man or his parents sinned against God?”

©2022 Godly Pearls

Godly Pearls www.godlypearls.com



Jesus told them that the man did not sin, his parents did not sin too. But God wanted to show how powerful He is through the man's blindness. Jesus then spat on the ground and He made clay with His saliva and sand that was on the ground.

©2022 Godly Pearls

Godly Pearls www.godlypearls.com



Jesus put the clay on the eyes of the man that was born blind. Then, Jesus said to the man, "Go and wash your face in the pool of Siloam."

©2022 Godly Pearls

Godly Pearls www.godlypearls.com



The blind man obeyed and went to the pool and washed his face.



When he did, his eyes were opened! He was no longer blind! Later, some people who knew him to be blind started arguing about the man's eyes. Even his neighbours were wondering how his eyes were opened.



They asked, “is this not the man who sat by the way and begged for money?”. Others said, “I’m not sure but he looks like the man”. They were confused. But the man told them, “I am the same man who used to beg for money”. They asked him, “but how were your eyes opened?”.



The man then told them about Jesus and how he had put clay on his eyes and asked him to wash his face. "I went to the pool to wash my face and my eyes were opened!"

©2022 Godly Pearls



Jesus has the
power to heal
us when we
are sick.



It is good to
obey whatever
God asks you to
do.



Share the good things God has done for you with your friends and families.



COPYRIGHT

Terms of Use: This free printable resource was designed for parents, Sunday School teachers, Kids club teachers, children evangelist, Christian educators, etc, to teach kids. It is for your personal use.

Please respect the work, time and copyright of this resource and other materials (e.g., clip arts and fonts) used in this resource.

Please, DO NOT sell, host, reproduce, giveaway, or store for any reason other than personal uses.

Please share and encourage others to visit www.godlypearls.com/resource-centre/ where they can download a free copy of this and other resources directly from our resource page. Thank you for your honesty!

ATTRIBUTION

THANK YOU TO THESE CLIP ARTISTS

Some images
were designed
by Brgfx
@Freepik.com



This resource is not for sale. Thank you. ©2022. Godly Pearls. www.godlypearls.com

 Godly Pearls ★ www.godlypearls.com

THANK YOU!

Thank you for downloading this resource.

We hope you find it impactful on you and the kids you teach the word of God. We hope this resource will enable a deeper understanding of who God is - and help develop a personal and life-long relationship with God who loves us so much.

Please do not hesitate to contact us if you have any questions. We will be happy to help as much as we can.

LET'S CONNECT!

We would love to connect with you. Find us through any of the contacts below

Website: Visit www.godlypearls.com

Facebook Page: [Godly Pearls](#)

Instagram: @godlypearlsnz

Twitter: @godlypearls10

Email: contact@godlypearls.com



SEQUENCING FLASHCARDS


Jesus was walking with His disciples when He saw a man who was born blind. He had not been able to see with his eyes since he was born.



Jesus made clay and put the clay on the eyes of the man that was born blind. Then, Jesus said to the man, "Go and wash your face in the pool of Siloam."



The blind man obeyed and went to the pool and washed his face.



Don't forget to cut and shuffle the cards first before assessing the children.



When he did, his eyes were opened! He was no longer blind!



Later, some people who saw him were surprised to see his eyes open. They asked, "is this not the man who sat by the way and begged for money?". He told them, "I am the same man who used to beg for money". They asked him, "but how were your eyes opened?".



The man then told them about Jesus and how he had put clay on his eyes and asked him to wash his face. "I went to the pool to wash my face and my eyes were opened!"



Don't forget to cut and shuffle the cards first before assessing the children.



Q:U:I:Z C:A:R:D:S

For how long was the man blind?

Godly Pearls ★ www.godlypearls.com

What did people ask the man that was blind when they saw his eyes opened?

Godly Pearls ★ www.godlypearls.com

What did Jesus tell the blind man to do?

Godly Pearls ★ www.godlypearls.com

Did the blind man argue with Jesus?

Godly Pearls ★ www.godlypearls.com

What did Jesus put on the eyes of the blind man?

Godly Pearls ★ www.godlypearls.com

What did the disciples ask Jesus about the blind man?

Godly Pearls ★ www.godlypearls.com

What happened when the blind man washed his face at the pool?

Godly Pearls ★ www.godlypearls.com

Can you remember any other blind man in the bible?

Godly Pearls ★ www.godlypearls.com

Why were people confused when they later saw the man that was blind?

Godly Pearls ★ www.godlypearls.com

STORY STARTER CARDS

1

Jesus was ...

©2022 GodlyPearls



2

Jesus saw a...

©2022 GodlyPearls



3

He put...

©2022 GodlyPearls



4

Then he ...

©2022 GodlyPearls



5

Jesus told...

©2022 GodlyPearls



6

The blind man ...

©2022 GodlyPearls



7

And his...

©2022 GodlyPearls



8

Some people...

©2022 GodlyPearls



CONVERSATION CARDS

Why is it good to obey instructions from our parents?

1

Give examples of when you have been sick, prayed and became well.

3

Do you know the bible has instructions for you? Can you name some?

2

Give examples of other people who were sick that Jesus healed in the bible.

4



I CAN MEMORIZE

"Beloved, I pray that you may prosper in all things and be in health, just as your soul prospers".

3 John 1:2



I CAN PRAY




Dear Lord,

I know You want me to
enjoy good health. Please
keep me healthy at all times,
and heal me when I get sick
in Jesus name

I pray


Amen.

Name:



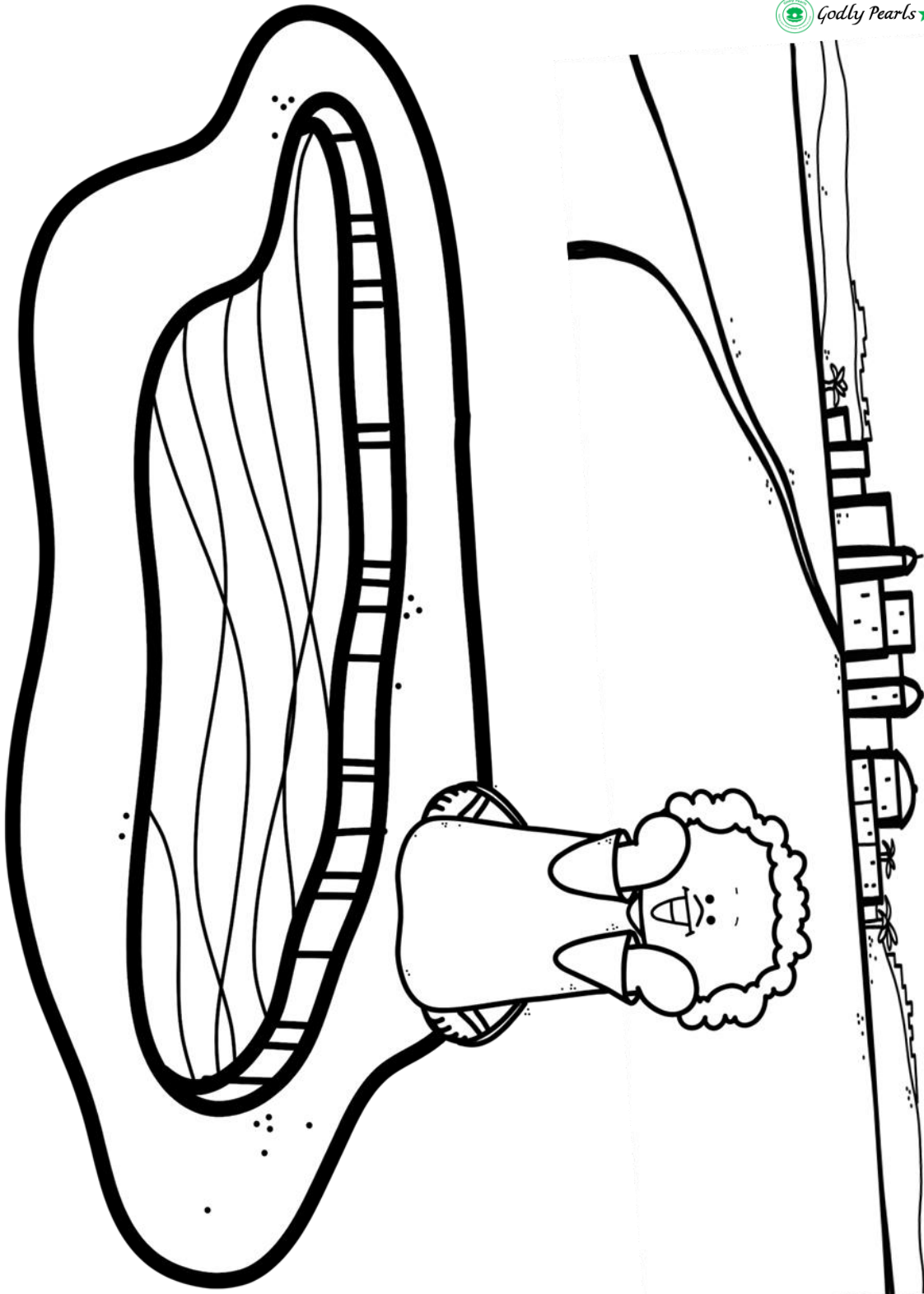
Jesus saw a man born blind. He made clay with His saliva and sand from the ground.

Name:



Jesus put the clay on the eyes of the man that was born blind. Then, Jesus said to the man, "Go and wash your face in the pool of Siloam."

Name:



The blind man went to wash his face in the pool of Siloam and his eyes were open! Jesus healed the blind man!



A BLIND MAN OPENS HIS EYES

Jesus makes all things new

Read out and trace the sentences below

Name.....

Jesus has

the power to

heal us when

we are sick.

A BLIND MAN OPENS HIS EYES

Jesus makes all things new

Word Search

Find and circle the words below

Name:

I A E O M L P Q Y D K U M L H L Y
V H M K S Y X F S N G J F Q X K T
P I Q S N V W E Y E S B I I Q E V
C W C L A Q L L B I R T H G O I P
B H I F B P K Z B G S Q F E U P X
C Z G D I C B U B H D J H U Q G Z
M A A C A B Q G M B R Z Y I P M E
X S S H N W C N M O A L F N H F F
W I U P O J U S D R E E T Y R Q I
D G F T I W M H W S G R A Y N S N
M P U N N J A A U H V F I Y U T B
S O P O T X K S X E T G M B Z I Z
E U O P E N E D H R V B F R P J F
O R O I D J M B W E U R O V N C M
A C L V I B E G G E D S J I L K R
I Q L R D S O J D E I I T O R S J
R J L N L C I R T G W Y F B U E Z

Washed
Opened
Eyes
Disciples
Jesus



Anointed
Neighbors
Begged
Pool
Birth



A BLIND MAN OPENS HIS EYES

Jesus makes all things new

Word Search - Answers

Find and circle the words below



Washed
Opened
Eyes
Disciples
Jesus



Anointed
Neighbors
Begged
Pool
Birth


A BLIND MAN OPENS HIS EYES

Jesus makes all things new

Crossword Puzzle

Read each clue. Then, write the missing word in the puzzle.

Name:



©2022. Godly Pearls

Across

3. The man told the people that opened his eyes (5)
4. The asked, "why is this man blind?" (9)
7. Jesus saw a man that was born (5)
8. Jesus spat on the ground and made.... with His saliva (4)

Down

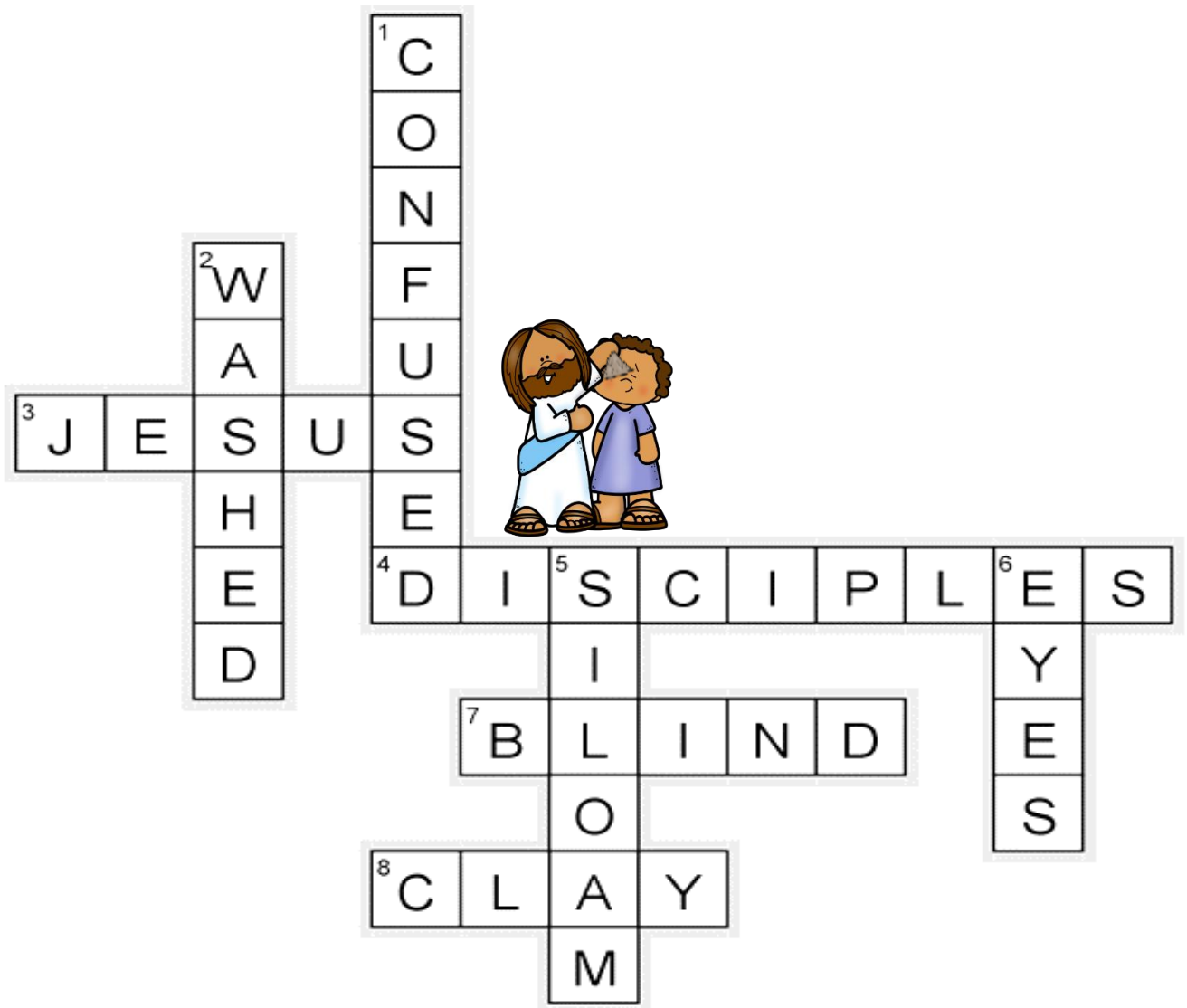
1. When people saw the man with his eyes opened, they were(8)
2. When the blind man his face in the pool, his eyes were opened(6)
5. Jesus told the blind man to go and wash his face in the pool of (6)
6. Jesus put the clay on the of the blind man (4)

SHARING THE GOOD NEWS

The story of Apollos

Crossword Puzzle - Answers

Read each clue. Then, write the missing word in the puzzle.



©2022. Godly Pearls

Across

3. The man told the people that opened his eyes (5)
4. The asked, "why is this man blind?" (9)
7. Jesus saw a man that was born (5)
8. Jesus spat on the ground and made.... with His saliva (4)

Down

1. When people saw the man with his eyes opened, they were(8)
2. When the blind man his face in the pool, his eyes were opened(6)
5. Jesus told the blind man to go and wash his face in the pool of (6)
6. Jesus put the clay on the of the blind man (4)


A BLIND MAN OPENS HIS EYES

Jesus makes all things new

Puzzle sheet

The blind man is sitting alone. Help Jesus find his way to the blind man!

Name:



A BLIND MAN OPENS HIS EYES

Jesus makes all things new

Word Scramble

Instruction: Unscramble the words below using clues from the word list

Name:

BLDIN

OKWR

YLCA

TSRPNEA

HLTIG

VIAASL

DOGNRU

MLASOI

Word list

Work

Light

Ground

Saliva



Clay

Siloam

Parents

Blind



JESUS MAKES ALL THINGS NEW



INSTRUCTION: Use the first letter of the word below to write a thought or story about Jesus, our HEALER.

Name:

H-

E-

A-

L-

E-

R-

