

INSTRUCTIONS FOR EDUCATORS

Thank you for downloading this Bible story teaching pack from Godly Pearls (www.godlypearls.com). We exist to make Jesus Christ known, one story at a time.

This Bible story teaching pack is titled “The true Christmas story 2: The early years of Jesus”. The story continues from “The true Christmas story 1: the prophecy and birth of Jesus”. Now, Mary and Joseph took Jesus into the temple to dedicate Him to the Lord. They also gave an offering of two birds according to the law of Moses. While they were in the temple, they met an old man named Simeon and a prophetess named Anna. Simeon and Anna had both been waiting to see the fulfilment of the prophecy of the birth of Jesus and when they saw Jesus, they knew by the Holy Spirit that the Child was the promised Saviour. They carried the Child and praised God! The wise men, led by a special star, went in search of Jesus. They met Herod who was threatened by this news and wanted to kill him – but God protected Jesus! God led the wise men to Jesus, through the Star and they gave Him gifts.

What does the story mean for kids? Kids will learn that God will always guide them as they go through life, just like God used the star to guide the wise men to Jesus. In addition, kids will also understand that they can give gifts to Jesus. Teachers are encouraged to lead a conversation on what kids can give to Jesus such as their heart, hands, praise, etc. Lastly, kids will be reminded that we are waiting for Jesus to come again – just like Anna and Simeon waited for his birth.

The bible references for the story are as follows: Luke 2: 21 – 38; Matthew 2:1 – 21.

We ask that you take the time to prayerfully read the bible references provided and study the materials too. We pray “that the God of our Lord Jesus Christ, the Father of glory, may give unto you the spirit of wisdom and revelation in the knowledge of him” (Ephesians 1:17)

We do not take for granted the call and ministry of training kids in a godly way – right from their childhood. Train up a child in the way he should go, and when he is old he will not depart from it (Proverbs 22:6).

We do not underestimate the potentials for kids to understand and store God’s word in their hearts from their early age. And that from childhood you have known the Holy Scriptures, which are able to make

you wise for salvation through faith which is in Christ Jesus (2 Timothy 3:15).

Ultimately, we do not underestimate the power and will of God to bring these children into an enduring relationship with Him. But Jesus said, “Let the little children come to Me, and do not forbid them; for of such is the kingdom of heaven” (Matthew 19:14).

This is our desire, hope and joy – that each child might come to experience love and grace in Jesus as they understand His words.

In this Bible story teaching pack, you have the following:

1. Story book/cards.

You will get a book or a pack of large cards depending on how you print yours. This is the section that contains the retelling of the early years of Jesus. There are words and pictures to hold the attention of the children.

2. Sequencing flashcards.

Use these cards in a group activity to assess children’s understanding of the early years of Jesus. Cut and shuffle the cards, then, ask the group to rearrange the flashcards in the correct order. Don’t forget to cut and shuffle the cards first!

3. Conversation cards

These cards will provide some questions for you to explore with the kids. Encourage them to explore the story and lessons from the early years of Jesus using the questions in these cards. Use these cards in a group activity. You will be amazed at what you find out.

4. Story starter cards

Each of these cards contains a story prompt or beginning sentence and a corresponding picture to help kids retell the story of the early years of Jesus in their own words. Use these cards in a group activity. They will feel confident that they can tell the story and even go on to tell their friends and families. Are you a parent? You will enjoy listening to your child retelling this story.

5. Handwriting sheet

A handwriting sheet is provided to be used for home, class, or church assignment or to be completed immediately after the study. You get to decide.

6. Memory verse and prayer cards

Print these memory verse cards and ask the children to recite them a few times after the study. Then, ask them to take them home, so they can learn to recite the verses during the week. You can quickly ask them to recite the verse before the next study in the following week.

A prayer card is also provided – please use this only as a guide. The end goal is for each child to be able to use their own words while praying to God.

7. Quiz cards

Questions are provided in the quiz cards. The questions are related to the study; thus, you can assess their understanding in this group activity.

8. Crossword puzzle

Print the puzzle to be used as assignment or solved after the study. The answers are included in the puzzle sheet.

9. Maze

Print the maze to be used as assignment or solved after the study.

10. Word search

Print the word search to be used as assignment or solved after the study. The answers are included in the word search sheet.

11. Word scramble

Print the word scramble sheet and get the kids to unscramble the words. A list of words is provided to make this quick, easy, and fun. If you are using with an older kid, you might want to cut out the word-list section and get them to unscramble the words without using the wordlist.

12. Acrostic poem card

This poem card gives older children the opportunity to explore the name, "JESUS".

13. Learn and colour

Another card aimed at emphasizing the study as kids interact with the pictures and the words.

Please note that the instructions are generic to educators, but you know your child/children best; so feel free to adapt the contents as relevant to the different age groups you are in charge of.

We hope you will find these resources useful in your homes, classes, churches, or any other location where you teach children the word of God.

We welcome any feedback you might have about using these resources. Please send an email to contact@godlypearls.com or reach out to us through our [Facebook page](#).

Thanks and God bless you.

The Team at Godly Pearls.

©2022.  GodlyPearls

COPYRIGHT

Terms of Use: This free printable resource was designed for parents, Sunday School teachers, Kids club teachers, children evangelist, Christian educators, etc., to teach kids. It is for your personal use.

Please respect the work, time and copyright of this resource and other materials (e.g., clip arts and fonts) used in this resource.

Please, DO NOT sell, host, reproduce, giveaway, or store for any reason other than personal uses.

Please share and encourage others to visit www.godlypearls.com/resource-centre/ where they can download a free copy of this and other resources directly from our resource page. Thank you for your honesty!

THANK YOU TO THESE CLIP ARTISTS



Some images
designed by
Brgfx
@Freepik.com



LET'S CONNECT!

We would love to connect with you. Find us through any of the contacts below

Website: Visit www.godlypearls.com

Facebook Page: [Godly Pearls](#)

Instagram: [@godlypearlsnz](#)

Twitter: [@godlypearls10](#)

Email: contact@godlypearls.com

This resource is not for sale. Thank you. ©2022. Godly Pearls. www.godlypearls.com

THE TRUE CHRISTMAS STORY 2

The early years of Jesus



BY: GODLY PEARLS

The true Christmas story 2: The early years of Jesus.

A title in the *Bible story teaching pack* by Godly Pearls

Bible References: Luke 2: 21 – 38; Matthew 2:1 – 21

- ❖ *Explain the true meaning of Christmas through the events surrounding the early years of Jesus from the Bible.*
- ❖ *Discuss lessons from the story and what it means for kids today. Some suggestions are provided in the main story.*

This resource was designed for parents, Sunday School teachers, Kids club teachers, Christian educators, evangelists, missionaries, etc.



Eight days after Mary had the Baby, He was named Jesus. This was the name given by the angel before Mary became pregnant. Later, Mary and Joseph took Jesus into the temple to dedicate Him to the Lord according to the law of the Lord. They also gave an offering of two birds according to the law of Moses.



When they got into the temple, they met an old man named Simeon. He was righteous and have been waiting for the Messiah to come. The Holy Spirit told him he would not die until he had seen the Messiah. So, when he saw Baby Jesus, he took Him in his arms and praised God, saying “now, let your servant die in peace as you have promised”. He blessed Mary and Joseph too.

Inside the temple was a prophetess named Anna. She was 84 years old, a widow, and lived in the temple. She was always praying, fasting and worshipping God. As Simeon talked with Mary and Joseph, she joined them and praised God too. She knew He was the Messiah!



After Jesus was born in Bethlehem, and during the reign of King Herod, some wise men from the East arrived in Jerusalem. They asked, “where is the new-born King of the Jews? We saw His star in the East, and we have come to worship Him”.





When King Herod heard what the wise men asked, he was very disturbed. So, he asked the chief priests and scribes, “Where is the Messiah supposed to be born?”

“In Bethlehem of Judea”, they said. Then they explained to him all about the prophecy of the birth of Jesus.



Herod then called the wise men secretly, and asked them what time the star first appeared.

Herod told the wise men, “Go to Bethlehem and search carefully for the Child. And when you find him, come back and tell me so that I can go and worship him too”.

The wise men left King Herod. And the star they had seen in the East guided them to Bethlehem. It went ahead of them and stopped over the place where the Child was. When they saw the star, they were filled with joy!



The wise men entered the house, and saw Jesus with Mary, His mother. And they bowed down and worshipped Him. Then, they opened their treasure chests and gave Him gifts of gold, frankincense, and myrrh.





When it was time for the wise men to leave Bethlehem, they returned to their own country by another way.

God had warned them in a dream that they should not return to Herod.

After the wise men were gone, an angel of the Lord appeared to Joseph in a dream. “Get up! Flee to Egypt with the child and his mother”. Stay there until I tell you to return, because Herod is going to search for the child to kill him”, the angel said.



That night, Joseph left for Egypt with Baby Jesus and Mary. They stayed there until the death of Herod. This fulfilled what the Lord had spoken through the prophet Hosea: "I called my Son out of Egypt".





When Herod saw that the wise men did not return, he was very angry. He sent soldiers to kill all the boys who were two years old and under, living in and around Bethlehem. This was based on when the wise men said they first saw the star.

But Herod was also fulfilling another prophecy spoken by prophet Jeremiah: "A cry was heard in Ramah. Rachel weeps for her children because they are dead".

When Herod died, an angel of the Lord appeared in a dream to Joseph in Egypt. “Get up! Take the Child and His mother back to the land of Israel, because those who were trying to kill the child are dead”, the angel said. So Joseph got up and returned to the land of Israel with Jesus and his mother.



The star guided
the wise men
from the East
to Bethlehem
to meet Jesus.



The wise men
gave gifts of
gold,
frankincense,
and myrrh to
Jesus.



Anna and Simeon
were righteous and
served God.

They also waited
for the promised
Messiah.

I am waiting
for Jesus to
come again.



COPYRIGHT

Terms of Use: This free printable resource was designed for parents, Sunday School teachers, Kids club teachers, children evangelist, Christian educators, etc, to teach kids. It is for your personal use.

Please respect the work, time and copyright of this resource and other materials (e.g., clip arts and fonts) used in this resource.

Please, DO NOT sell, host, reproduce, giveaway, or store for any reason other than personal uses.

Please share and encourage others to visit www.godlypearls.com/resource-centre/ where they can download a free copy of this and other resources directly from our resource page. Thank you for your honesty!

ATTRIBUTION

THANK YOU TO THESE CLIP ARTISTS



Some images
designed by
Brgfx
@Freepik.com



This resource is not for sale. Thank you. ©2022. Godly Pearls. www.godlypearls.com

 Godly Pearls  www.godlypearls.com

THANK YOU!

Thank you for downloading this resource.

We hope you find it impactful on you and the kids you teach the word of God. We hope this resource will enable a deeper understanding of who God is - and help develop a personal and life-long relationship with God who loves us so much.

Please do not hesitate to contact us if you have any questions. We will be happy to help as much as we can.

LET'S CONNECT!

We would love to connect with you. Find us through any of the contacts below

Website: Visit www.godlypearls.com


Facebook Page: [Godly Pearls](#)


Instagram: @godlypearlsnz

Twitter: @godlypearls10


Email: contact@godlypearls.com







Herod told the wise men, "Go to Bethlehem and search carefully for the Child."




God warned the wise men in a dream that they should not return to Herod.



The wise men left King Herod. And the star they had seen in the East guided them to Bethlehem.



The wise men bowed down and worshipped Jesus. Then, they opened their treasure chests and gave Him gifts of gold, frankincense, and myrrh.



STORY STARTER CARDS

1

Mary and Joseph ...



©2022 GodlyPearls

2

Some wise men...



©2022 GodlyPearls

3

When King Herod...



©2022 GodlyPearls

4

King Herod...



©2022 GodlyPearls

5

The wise men...



©2022 GodlyPearls

6

An angel...



©2022 GodlyPearls

7

Joseph left...



©2022 GodlyPearls

8

When Herod...



©2022 GodlyPearls

Godly Pearls www.godlypearls.com

CONVERSATION CARDS

What gifts
can you give
to Jesus?

1

In what ways
can you serve
God like Anna and
Simeon?

2

How can
God guide
you?

3

We are all waiting
for Jesus to come
again. What can
you do before He
returns?

4



I CAN MEMORIZE



"For there is born
to you this day in
the city of David a
Savior, who is
Christ the Lord".

Luke 2:11

©2022. GodlyPearls



I CAN PRAY




Dear God, thank You
for always guiding me in
all things. I ask that you
continue to guide and
lead me to the right path
in Jesus name.

Amen.


©2022. GodlyPearls

Name:



Mary and Joseph took Jesus into the temple to
dedicate Him to the Lord.

Name:




Simeon took Baby Jesus in his arms and praised
God.

Name:




Some wise men arrived in Jerusalem looking for Jesus because they saw His star.

Name:




Herod told the wise men, "Go to Bethlehem and search carefully for the Child. And when you find him, come back and tell me so that I can go and worship him too".

Name:



The star they had seen in the East guided them to Bethlehem. It went ahead of them and stopped over the place where the Child was. When they saw the star, they were filled with joy!

Name:




The wise men bowed down and worshipped Him. Then, they opened their treasure chests and gave Him gifts of gold, frankincense, and myrrh.

Name:




“Get up! Flee to Egypt with the child and his mother”. Stay there until I tell you to return, because Herod is going to search for the child to kill him”, the angel said to Joseph.

Name:




Joseph left for Egypt with Baby Jesus and Mary.
They stayed there until the death of Herod.

Name:



When Herod saw that the wise men did not return, he was very angry.

Name:



“Get up! Take the Child and His mother back to the land of Israel, because those who were trying to kill the child are dead”, the angel said to Joseph



THE TRUE CHRISTMAS STORY 2

The early years of Jesus

Read out and trace the sentences below

Name.....

I can give

gifts to

Jesus.

THE TRUE CHRISTMAS STORY 2

The early years of Jesus

Word Search

Find and circle the words below

Name:

C X W E O C D R F E T J M P E J S
P I V W J W U E N J U D M A B P E
R T R D E R F V Q U O P T Y C H T
D G Z C R W E E T A U J E W K O C
A B B B U Q A L C Q I Y Z T Y B F
D X S G S M S A L V A T I O N Q Q
X N E W A V C T E W J Y D U U B S
S N O R L X M I G Q N E X B W E L
V S I M E O N O S Y S O F G L S E
E Y L D M N X N E I U W F I G A K
D F R F O Q M A A F O Z T Z D C Z
M H L A F I D R S Q P N D G J R A
U S S P R O P H E T E S S K K I G
N Y R U P K Y T G G Y F Y I D F B
P T T R X C R M P N Z E P R H I N
O P W M N P Q K V J K M S J F C Y
G Y E Z Y T M D V L T E M P L E B

Circumcision
Jerusalem
Temple
Simeon
Sacrifice



Praised
Salvation
Gentiles
Revelation
Prophetess


THE TRUE CHRISTMAS STORY 2

The early years of Jesus

Word Search - answers

Find and circle the words below

Name:



Circumcision
Jerusalem
Temple
Simeon
Sacrifice



Praised
Salvation
Gentiles
Revelation
Prophetess


THE TRUE CHRISTMAS STORY 2

The early years of Jesus

Crossword Puzzle

Read each clue. Then, write the missing word in the puzzle.

Name:



©2022. Godly Pearls

Across

- 3. was very disturbed when he heard the news of the newborn King of the Jews (5)
- 5. When the wise men saw Jesus, they bowed down, worshipped him, and gave him ... (5)
- 7. Mary and Joseph took Jesus into the ...to dedicate Him (6)
- 8. A prophetess namedwas always praying in the temple (4)

Down

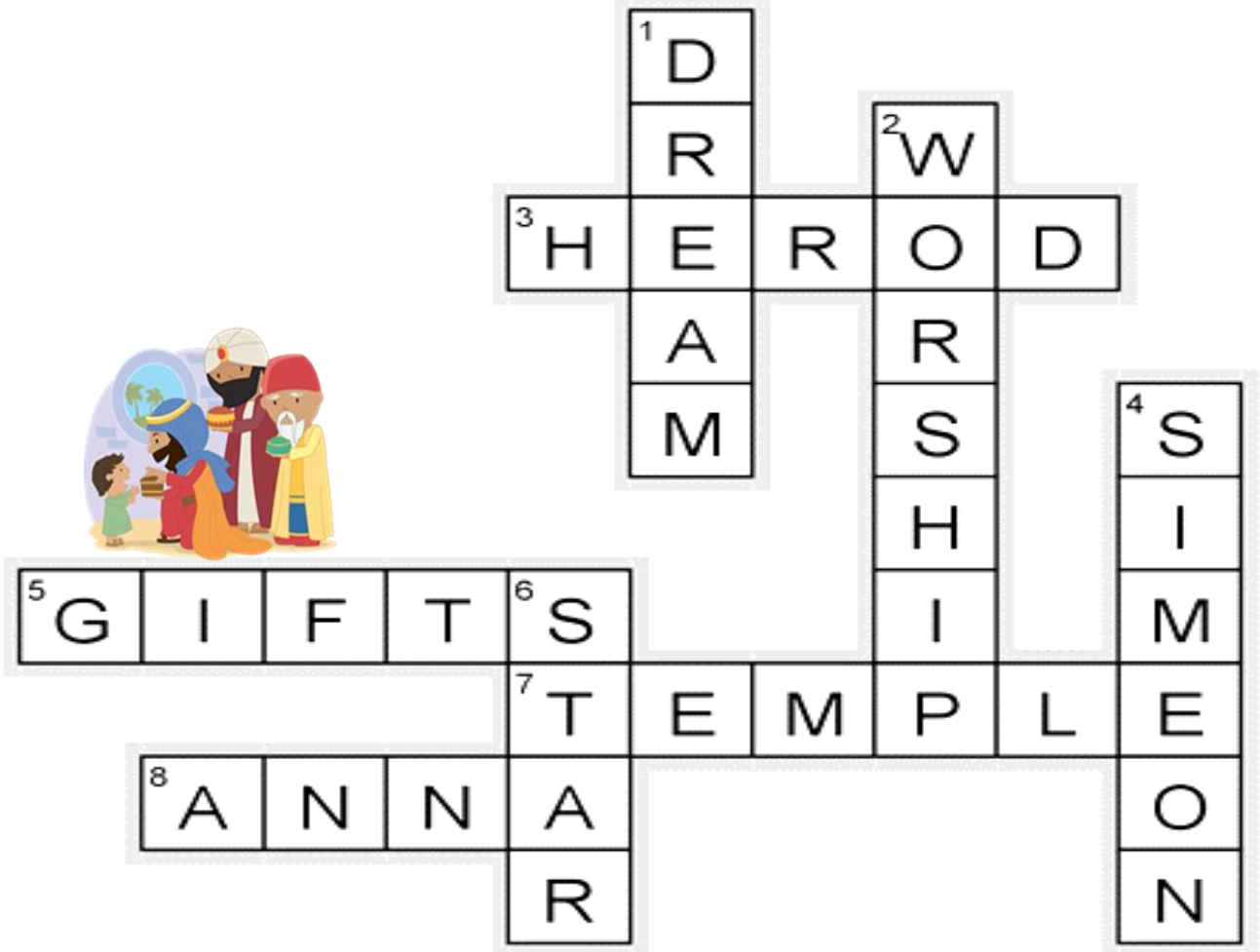
- 1. God warned the wise men in a not to return to Herod (5)
- 2. Herod told the wise men, "Go and find the Child so I can go and Him too (7)
- 4. In the temple, Mary and Joseph met an old man named... (6)
- 6. Some wise men saw the of the newborn King of the Jews (4)

THE TRUE CHRISTMAS STORY 2

The early years of Jesus
Crossword Puzzle - answers

Read each clue. Then, write the missing word in the puzzle.

Name:



©2022. Godly Pearls

Across

- was very disturbed when he heard the news of the newborn King of the Jews (5)
- When the wise men saw Jesus, they bowed down, worshipped him, and gave him ... (5)
- Mary and Joseph took Jesus into the ...to dedicate Him (6)
- A prophetess namedwas always praying in the temple (4)

Down

- God warned the wise men in a not to return to Herod (5)
- Herod told the wise men, "Go and find the Child so I can go and Him too (7)
- In the temple, Mary and Joseph met an old man named.... (6)
- Some wise men saw the of the newborn King of the Jews (4)


THE TRUE CHRISTMAS STORY 2

The early years of Jesus

Puzzle sheet

Help Joseph get to the donkey. He needs to take Mary and Jesus to Egypt!

Name:



THE TRUE CHRISTMAS STORY 2

The early years of Jesus

Word Scramble

Instruction: Unscramble the words below using clues from the word list

Name:

ANAN

EAHNRAZT

RINMDOPETE

TASE

OEDHR

EBHHELMET

OILESRS

RTAS

Word list

East

Soldiers

Star

Nazareth



Anna

Herod

Bethlehem

Redemption





THE EARLY YEARS OF JESUS



INSTRUCTION: Use the first letter of the word below to write a thought or story about JESUS.

Name:

J

E

S

U

S

