

THE GOOD SAMARITAN

A lesson on showing love, care and compassion



BY: GODLY PEARLS

INSTRUCTIONS FOR EDUCATORS

Thank you for downloading this Bible story teaching pack from Godly Pearls (godlypearls.com). We exist to make Jesus Christ known, one story at a time.

This Bible story teaching pack is titled “The good Samaritan: A lesson on showing love, care and compassion”. This is the retelling of the story of the good Samaritan in the bible. We explained how some thieves stole from, beat, and injured a Jewish man while he was travelling from Jerusalem to Jericho. A Priest and a Levite passed through the road where the Jewish man was lying down but walked away from him. But when a Samaritan passed by, he showed love and kindness to the injured Jewish man.

What does the story mean for kids? Kids will learn that people are different, but we can all learn to love those who are different from us. They will also learn that God wants us to help and care for people who are in trouble and need our help.

The bible references for the story are as follows: Luke 10:25 – 37.

We ask that you take the time to prayerfully read the bible references provided and study the materials too. We pray “that the God of our Lord Jesus Christ, the Father of glory, may give unto you the spirit of wisdom and revelation in the knowledge of him” (Ephesians 1:17)

We do not take for granted the call and ministry of training kids in a godly way – right from their childhood. “Train up a child in the way he should go, and when he is old he will not depart from it” (Proverbs 22:6).

We do not underestimate the potentials for kids to understand and store God’s word in their hearts from their early age. “And that from childhood you have known the Holy Scriptures, which are able to make you wise for salvation through faith which is in Christ Jesus”

(2 Timothy 3:15).

Ultimately, we do not underestimate the power and will of God to bring these children into an enduring relationship with Him. But Jesus said, “Let the little children come to Me, and do not forbid them; for of such is the kingdom of heaven” (Matthew 19:14).

This is our desire, hope and joy – that each child might come to experience love and grace in Jesus as they understand His words.

In this Bible story teaching pack, you have the following:

1. Story book/cards.

You will get a book or a pack of large cards depending on how you print yours. This is the section that contains the retelling of the story of the good Samaritan. There are words and pictures to hold the attention of the children.

2. Conversation cards

These cards will provide some questions for you to explore with the kids. Encourage them to explore the story and lessons from the story of the good Samaritan using the questions in these cards. Use these cards in a group activity. You will be amazed at what you find out.

3. Story starter cards

Each of these cards contains a story prompt or beginning sentence and a corresponding picture to help kids retell the story of the good Samaritan in their own words. Use these cards in a group activity. They will feel confident that they can tell the story and even go on to tell their friends and families. Are you a parent? You will enjoy listening to your child retelling this story.

4. Memory verse and prayer cards

Print these memory verse cards and ask the children to recite them a few times after the study. Then, ask them to take them home, so they can learn to recite the verses during the week. You can quickly ask them to recite the verse before the next study in the following week.

A prayer card is also provided – please use this only as a guide. The end goal is for each child to be able to use their own words while praying to God.

5. Quiz cards

Questions are provided in the quiz cards. The questions are related to the study; thus, you can assess their understanding in this group activity.

6. Crossword puzzle

Print the puzzle to be used as assignment or solved after the study. The answers are included in the puzzle sheet.

7. Maze

Print the maze to be used as assignment or solved after the study.

8. Word search

Print the word search to be used as assignment or solved after the study. The answers are included in the word search sheet.

9. Word scramble

Print the word scramble sheet and get the kids to unscramble the words. A list of words is provided to make this quick, easy, and fun. If you are using with an older kid, you might want to cut out the word-list section and get them to unscramble the words without using the wordlist.

10. Learn and colour

Another activity aimed at emphasizing the study as kids interact with the pictures and the words.

Please note that the instructions are generic to educators.

You know your child/children best; so feel free to adapt the contents as relevant to the different age groups you are in charge of.

We hope you will find these resources useful in your homes, classes, churches, or any other location where you teach children the word of God.

We welcome any feedback you might have about using these resources. Please send an email to contact@godlypearls.com or reach out to us through our [Facebook page](#).

Thanks, and God bless you.

The Team at Godly Pearls.

©2023.  Godly Pearls

COPYRIGHT

Terms of Use: This free printable resource was designed for parents, Sunday School teachers, Kids club teachers, children evangelist, Christian educators, etc., to teach kids. It is for your personal use.

Please respect the work, time and copyright of this resource and other materials (e.g., clip arts and fonts) used in this resource.

Please, DO NOT sell, host, reproduce, giveaway, or store for any reason other than personal uses.

Please share and encourage others to visit <https://godlypearls.com/resource-centre/> where they can download a free copy of this and other resources directly from our resource page. Thank you for your honesty!

THANK YOU TO THESE CLIP ARTISTS



LET'S CONNECT!

We would love to connect with you. Find us through any of the contacts below

Website: Visit godlypearls.com

Facebook Page: [Godly Pearls](#)

Instagram: [@godlypearlsnz](#)

Email: contact@godlypearls.com

This resource is not for sale. Thank you. ©2023. Godly Pearls - godlypearls.com

THE GOOD SAMARITAN

A lesson on showing love, care and compassion



BY: GODLY PEARLS

The good Samaritan: A lesson on showing love, care and compassion.

A title in the *Bible story teaching pack* by Godly Pearls

Bible References: Luke 10:25-37

- ❖ *Discuss the story of the good Samaritan from the Bible.*
- ❖ *Discuss lessons from the story and what it means for kids today. Some suggestions are provided in the main story.*
- ❖ *Engage kids in the various activities to reinforce the story and the lessons.*

This resource was designed for parents, Sunday School teachers, Kids club teachers, Christian educators, evangelists, missionaries, etc.

This is Jesus. He loved to teach people using parables.
A parable is a short story that explains important lessons clearly.



©2023. Godly Pearls

In the parable of the good Samaritan, a Jewish man was travelling from Jerusalem to Jericho. On the road, some thieves met him.

©2023.  Godly Pearls



In the bible, the children of Israel were referred to as Jews. They were from the family of Jacob.

The thieves beat him, took his clothes and other things he had. Then, they left him on the road. The Jewish man was badly injured and almost dead.

©2023. **GodlyPearls**



After some time, a priest passed through the same road. But when the priest saw the injured man, he crossed over to the other side of the road. He did not help the injured man.


©2023. **GodlyPearls**



A priest in Israel was a male from the tribe of Levi, one of the sons of Jacob. They had special jobs to do in the temple. All priests in Israel were Levites.

Later, a Levite passed through the same road. The Levite looked at the injured man but did nothing to help him. Instead, he crossed over to the other side of the road and continued his journey.

©2023. 



A Levite in Israel was from the tribe of Levi, one of the sons of Jacob. Not all Levites were priests.

After some time, a Samaritan who was also travelling got to the place where the injured Jewish man laid on the ground. When the Samaritan saw the injured man, he had pity and felt sorry for him. So, he went to the man and took care of his wounds. He put him on his donkey and took him to an inn.

©2023. 




In the bible, a Samaritan was from a place called Samaria. The Jews and Samaritans did not like each other at all.

The Samaritan gave the innkeeper some money and told him, “Look after him. When I return, I will pay you back any extra money you spend to take care of him”.

©2023. **Godly Pearls**



The Samaritans and Jewish people had different ways of doing things and sometimes found it difficult to get along and love one another.



The parable of the good Samaritan teaches us to love everyone, even those who are different from us.



God wants us to have pity, show compassion, help and care for people who are in trouble and need our help.

I will help
and care for
people



COPYRIGHT

Terms of Use: This free printable resource was designed for parents, Sunday School teachers, Kids club teachers, children evangelist, Christian educators, etc, to teach kids. It is for your personal use.

Please respect the work and copyright of this resource and other materials (e.g., clip arts and fonts) used in this resource.

Please, DO NOT sell, host, reproduce, giveaway, or store for any reason other than personal uses.

Please share and encourage others to visit godlypearls.com/resource-centre where they can download a free copy of this and other resources directly from our resource page.

Thank you for your honesty!

ATTRIBUTION

THANK YOU TO THESE CLIP ARTISTS



THANK YOU!

Thank you for downloading this resource.

We hope you find it impactful on you and the kids you teach the word of God. We hope this resource will enable a deeper understanding of who God is - and help develop a personal and life-long relationship with God who loves us so much.

Please do not hesitate to contact us if you have any questions. We will be happy to help as much as we can.

LET'S CONNECT!

We would love to connect with you. Find us through any of the contacts below

Website: Visit godlypearls.com

Facebook Page: [Godly Pearls](#)

Instagram: @godlypearlsnz

Email: contact@godlypearls.com



QUIZ CARDS

Where was the Jewish man travelling to?

 Godly Pearls www.godlypearls.com

What is the meaning of a parable?

 Godly Pearls www.godlypearls.com

What did the thieves do to the Jewish man?

 Godly Pearls www.godlypearls.com

Mention two people that did not help the man that was injured

 Godly Pearls www.godlypearls.com

Where did the Samaritan take the injured man to?

 Godly Pearls www.godlypearls.com

How did the Samaritan feel when he saw the injured man?

 Godly Pearls www.godlypearls.com

1

A Jewish man
was...

©2023. GodlyPearls



2

The thieves...

©2023. GodlyPearls



3

Later, a priest...

©2023. GodlyPearls



4

Then, a Levite...

©2023. GodlyPearls



5

Later, a
Samaritan...

©2023. GodlyPearls



6

The Samaritan...

©2023. GodlyPearls



CONVERSATION CARDS

What can you do to show love to people?

1

What makes you not want to help other people?

2

Do you sometimes think you are too young to help people? Why do you think that way?

3

Mention some bible verses that can remind us that God wants us to love one another.

4



I CAN MEMORIZE



"A new commandment
I give to you, that you
love one another; as I
have loved you, that
you also love one
another".

John 13: 34


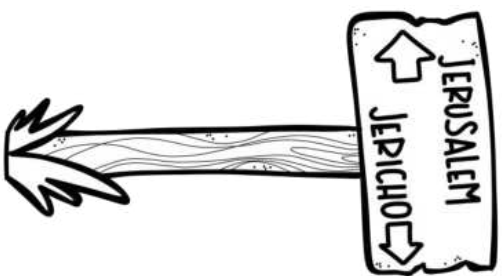


I CAN PRAY




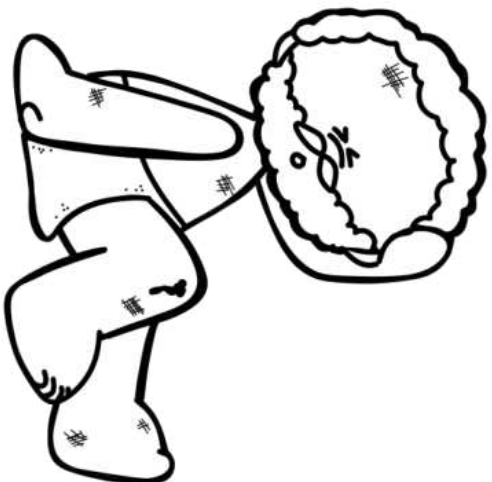
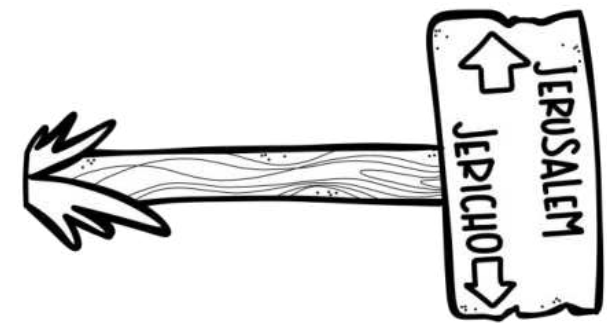
Dear God, thank You
for loving me so much.
Please help me to love
everyone, especially
those who are different
from me. I ask this in
Jesus' name, amen.

Name:



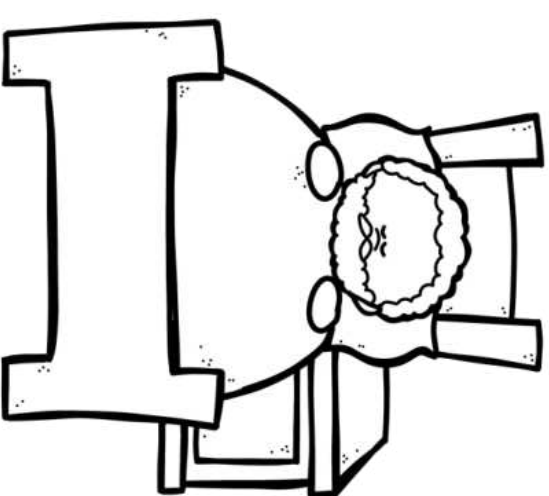

A Jewish man was travelling from Jerusalem to Jericho. On the road, some thieves met him

Name:



The thieves beat him and took all that he had. Then, they left him on the road. The man was badly injured and almost dead.

Name:



A good Samaritan took the injured man to an inn.
The innkeeper took care of the injured man.

I CAN BE LOVING AND KIND

The story of the good Samaritan

Word Search

Find and circle the words below

Name:

N	c	t	s	e	i	r	P	o	s
j	e	h	T	e	i	n	q	m	n
J	a	i	d	h	e	w	e	u	n
e	a	x	g	r	i	l	s	r	l
r	i	g	o	h	a	e	e	q	z
i	d	n	c	s	b	h	v	j	v
c	w	y	u	k	c	o	g	e	b
h	v	r	b	a	w	s	r	k	s
o	e	q	e	a	x	q	x	k	m
J	y	T	l	a	n	r	e	t	E

Teacher		Jericho
Eternal		Thieves
Neighbor		Priest
Jerusalem		Inn




I CAN BE LOVING AND KIND

The story of the good Samaritan

Word Search - answers

Find and circle the words below

Name:



Teacher		Jericho
Eternal		Thieves
Neighbor		Priest
Jerusalem		Inn




I CAN BE LOVING AND KIND

The story of the good Samaritan

Crossword Puzzle

Read each clue. Then, write the missing word in the puzzle.

Name:



©2023. Godly Pearls

Across

6. The took care of the injured man (9)
7. When a Levite saw the injured man, he by on the other side of the road (6)
8. A man was travelling to Jericho when some met him on the way (7)

Down

1. The Samaritan promised to pay back any extra that the innkeeper spent (5)
2. The parable of the good Samaritan teaches us to everyone (4)
3. When a ... saw the injured man, he did not help him but walked away (6)
4. A Samaritan took the man to an... (3)
5. A saw the injured man and had compassion on him (9)

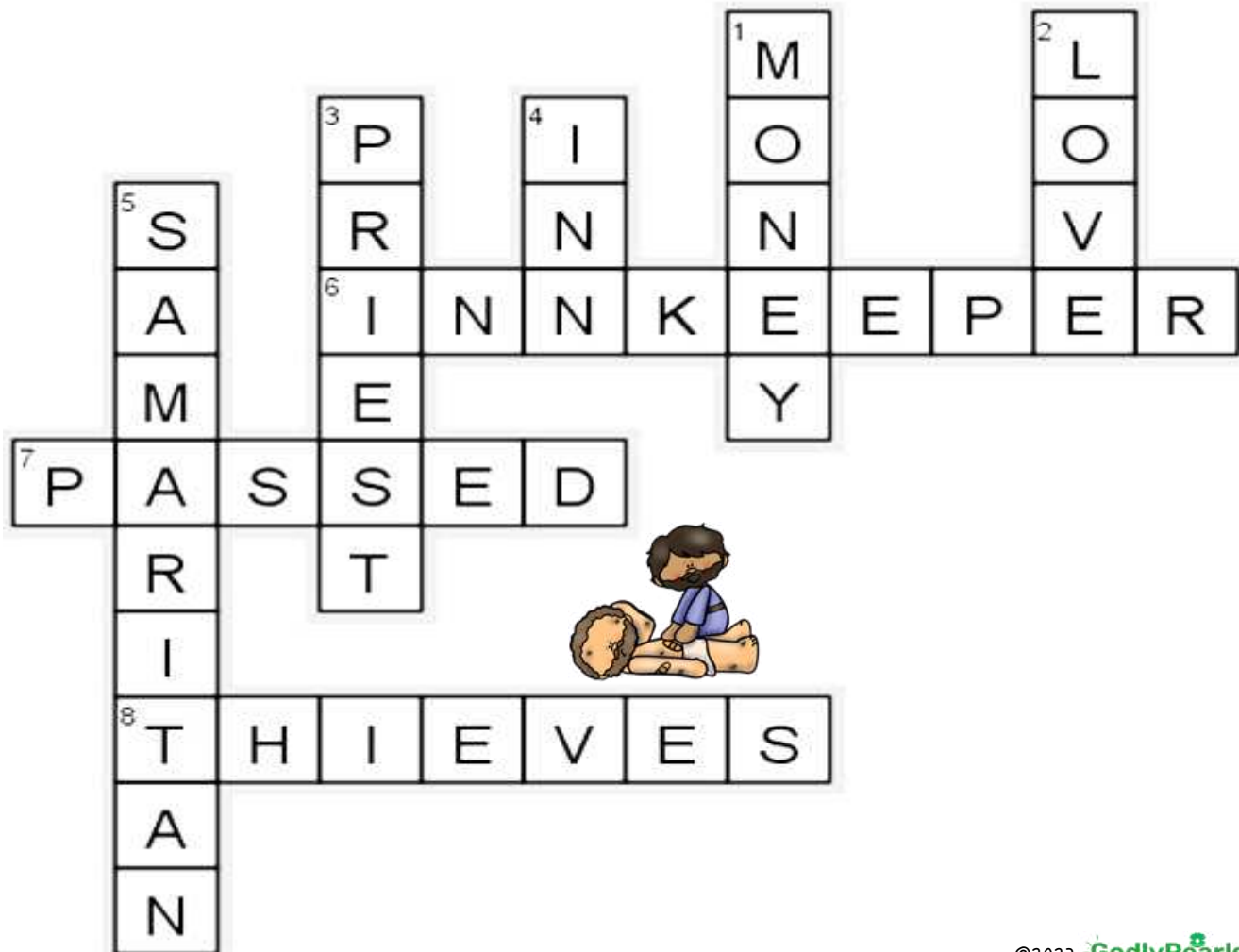
I CAN BE LOVING AND KIND

The story of the good Samaritan

Crossword Puzzle - answers

Read each clue. Then, write the missing word in the puzzle.

Name:



©2023. Godly Pearls

Across

6. The took care of the injured man (9)
7. When a Levite saw the injured man, he by on the other side of the road (6)
8. A man was travelling to Jericho when some met him on the way (7)

Down


1. The Samaritan promised to pay back any extra that the innkeeper spent (5)
2. The parable of the good Samaritan teaches us to everyone (4)
3. When a ... saw the injured man, he did not help him but walked away (6)
4. A Samaritan took the man to an... (3)
5. A saw the injured man and had compassion on him (9)

I CAN BE LOVING AND KIND

The story of the good Samaritan
Puzzle sheet

The good Samaritan needs to take the injured man to the inn. Show him the way.

Name:



I CAN BE LOVING AND KIND

The story of the good Samaritan

Word Scramble

Instruction: Unscramble the words below using clues from the word list

Name:

AMASTRNAI

JYNROEU

MNSAICOPSO

DOSUWN

NBEAAGD

AAMLIN

RCMYE

IVELTE

Word list

Compassion

Levite

Animal

Wounds



Journey

Bandage

Mercy

Samaritan