

# JESUS TURNS WATER TO WINE

A lesson on God's provision



**BY: GODLY PEARLS**

## INSTRUCTIONS FOR EDUCATORS

Thank you for downloading this Bible story teaching pack from Godly Pearls ([godlypearls.com](http://godlypearls.com)). We exist to make Jesus Christ known, one story at a time.

This Bible story teaching pack is titled “Jesus turns water to wine: A lesson on God’s provision”. In this story, we explained that Jesus and his disciples were invited to a wedding in Cana of Galilee. The wine they were drinking at the wedding finished. Jesus provided more wine by turning six jars of water to wine.

What does the story mean for kids? Kids will learn that Jesus has the power to do miracles. They will also learn that it is good to obey just like the helpers at the wedding obeyed when Jesus asked them to fill the jars with water. Finally, kids will be reassured that Jesus will provide all that they need – He is our Provider.

The bible references for the story are as follows: John 2:1 – 11.

We ask that you take the time to prayerfully read the bible references provided and study the materials too. We pray “that the God of our Lord Jesus Christ, the Father of glory, may give unto you the spirit of wisdom and revelation in the knowledge of him” (Ephesians 1:17)

We do not take for granted the call and ministry of training kids in a godly way – right from their childhood. “Train up a child in the way he should go, and when he is old he will not depart from it” (Proverbs 22:6).

We do not underestimate the potentials for kids to understand and store God’s word in their hearts from their early age. “And that from childhood you have known the Holy Scriptures, which are able to make you wise for salvation through faith which is in Christ Jesus”

(2 Timothy 3:15).

Ultimately, we do not underestimate the power and will of God to bring these children into an enduring relationship with Him. But Jesus said, “Let the little children come to Me, and do not forbid them; for of such is the kingdom of heaven” (Matthew 19:14).

This is our desire, hope and joy – that each child might come to experience love and grace in Jesus as they understand His words.

In this Bible story teaching pack, you have the following:

1. Story book/cards.

You will get a book or a pack of large cards depending on how you print yours. This is the section that contains the retelling of the story - Jesus turns water to wine. There are words and pictures to hold the attention of the children.

2. Conversation cards

These cards will provide some questions for you to explore with the kids. Encourage them to explore the story and lessons from the story - Jesus turns water to wine, using the questions in these cards. Use these cards in a group activity. You will be amazed at what you find out.

3. Story starter cards

Each of these cards contains a story prompt or beginning sentence and a corresponding picture to help kids retell the story - Jesus turns water to wine, in their own words. Use these cards in a group activity. They will feel confident that they can tell the story and even go on to tell their friends and families. Are you a parent? You will enjoy listening to your child retelling this story.

4. Memory verse and prayer cards

Print these memory verse cards and ask the children to recite them a few times after the study. Then, ask them to take them home, so they can learn to recite the verses during the week. You can quickly ask them to recite the verse before the next study in the following week.

A prayer card is also provided – please use this only as a guide. The goal is for each child to be able to use their own words while praying to God.

5. Quiz cards

Questions are provided in the quiz cards. The questions are related to the study; thus, you can assess their understanding in this group activity.

6. Crossword puzzle  
Print the puzzle to be used as assignment or solved after the study. The answers are included in the puzzle sheet.
7. Maze  
Print the maze to be used as assignment or solved after the study.
8. Word search  
Print the word search to be used as assignment or solved after the study. The answers are included in the word search sheet.
9. Word scramble  
Print the word scramble sheet and get the kids to unscramble the words. A list of words is provided to make this quick, easy, and fun. If you are using with an older kid, you might want to cut out the word-list section and get them to unscramble the words without using the wordlist.
10. Learn and colour  
Another activity aimed at emphasizing the study as kids interact with the pictures and the words.

Please note that the instructions are generic to educators. You know your child/children best; so, feel free to adapt the contents as relevant to the different age groups you are teaching.

We hope you will find these resources useful in your homes, classes, churches, or any other location where you teach children the word of God.

We welcome any feedback you might have about using these resources. Please send an email to [contact@godlypearls.com](mailto:contact@godlypearls.com) or reach out to us through our [Facebook page](#).

Thanks, and God bless you.  
The Team at Godly Pearls.

©2023.  Godly Pearls

# COPYRIGHT

Terms of Use: This free printable resource was designed for parents, Sunday School teachers, Kids club teachers, children evangelist, Christian educators, etc., to teach kids. It is for your personal use.

Please respect the work and copyright of this resource and other materials (e.g., clip arts and fonts) used in this resource.

Please, DO NOT sell, host, reproduce, giveaway, or store for any reason other than personal uses.

Please share and encourage others to visit <https://godlypearls.com/resource-centre/> where they can download a free copy of this and other resources directly from our resource page. Thank you for your honesty!

## THANK YOU TO THESE CLIP ARTISTS



## LET'S CONNECT!

We would love to connect with you. Find us through any of the contacts below

Website: Visit [godlypearls.com](https://godlypearls.com)

Facebook Page: [Godly Pearls](#)

Instagram: [@godlypearlsnz](#)

Email: [contact@godlypearls.com](mailto:contact@godlypearls.com)

This resource is not for sale. Thank you. ©2023. Godly Pearls - [godlypearls.com](https://godlypearls.com)

# JESUS TURNS WATER TO WINE

A lesson on God's provision



**BY: GODLY PEARLS**

**Jesus turns water to wine:** A lesson on God's provision.

A title in the *Bible story teaching pack* by Godly Pearls

**Bible References:** John 2:1-11

- ❖ *Discuss the miracle of Jesus turning water to wine from the Bible.*
- ❖ *Discuss lessons from the story and what it means for kids today. Some suggestions are provided in the main story.*
- ❖ *Engage kids in the various activities to reinforce the story and the lessons.*

*This resource was designed for parents, Sunday School teachers, Kids club teachers, Christian educators, evangelists, missionaries, etc.*

A man and a woman were getting married in the village of Cana in Galilee. Mary, the mother of Jesus, was also at the wedding.

©2023.  Godly Pearls



People were invited to the wedding. Jesus and His disciples were also invited to the wedding. So, they went there.

©2023. **Godly Pearls**



Later, the wine they were drinking at the wedding finished. Mary said to Jesus, “they have no wine”. Jesus said to her, “What does this have to do with me? This is not yet my time”.

©2023.  Godly Pearls



Mary said to the helpers at the wedding, "Do whatever he tells you to do".

Then Jesus told the helpers, "Fill the jars with water". There were six jars there, so, the helpers filled the six jars to the brim.

©2023.  Godly Pearls



Then, Jesus said to them, "Now, take some of the water in the jar and give it to the master of the feast". So, the helpers did just that. When the master of the feast drank the water, it tasted like wine!

Jesus had already turned the water to wine!

©2023.  Godly Pearls



The master of the feast said to the man getting married, “Wow, you have kept the best wine and just served it now!”. He did not know about the miracle that Jesus did, turning water into the best wine, but the helpers knew.

This miracle was the first of many miracles that Jesus did. He did this miracle to show that He is powerful.

©2023.  Godly Pearls



Jesus has the power to do miracles. He can do what humans cannot do.



The helpers just obeyed what Jesus asked them to do, and there was wine for people to drink.



Jesus can  
provide all that  
we need.  
We need to  
trust Him.

Jesus will  
provide all  
that I need



# COPYRIGHT

Terms of Use: This free printable resource was designed for parents, Sunday School teachers, Kids club teachers, children evangelist, Christian educators, etc, to teach kids. It is for your personal use.

Please respect the work and copyright of this resource and other materials (e.g, clip arts and fonts) used in this resource.

Please, DO NOT sell, host, reproduce, giveaway, or store for any reason other than personal uses.

Please share and encourage others to visit [godlypearls.com/resource-centre](http://godlypearls.com/resource-centre) where they can download a free copy of this and other resources directly from our resource page.

Thank you for your honesty!

## ATTRIBUTION

### THANK YOU TO THESE CLIP ARTISTS



## THANK YOU!

Thank you for downloading this resource.

We hope you find it impactful on you and the kids you teach the word of God. We hope this resource will enable a deeper understanding of who God is - and help develop a personal and life-long relationship with God who loves us so much.

Please do not hesitate to contact us if you have any questions. We will be happy to help as much as we can.

## LET'S CONNECT!

We would love to connect with you. Find us through any of the contacts below

Website: Visit [godlypearls.com](http://godlypearls.com)

Facebook Page: [Godly Pearls](https://www.facebook.com/GodlyPearls)

Instagram: @godlypearlsnz

Email: [contact@godlypearls.com](mailto:contact@godlypearls.com)

# QUIZ CARDS

In this story, where did Jesus and his disciples go?

Godly Pearls ★ [www.godlypearls.com](http://www.godlypearls.com)

What was happening in the village of Cana in Galilee?

Godly Pearls ★ [www.godlypearls.com](http://www.godlypearls.com)

When the wine finished, what did Mary say to Jesus?

Godly Pearls ★ [www.godlypearls.com](http://www.godlypearls.com)

What did Jesus ask the helpers to do with the jars?

Godly Pearls ★ [www.godlypearls.com](http://www.godlypearls.com)

What did Mary ask the helpers to do?

Godly Pearls ★ [www.godlypearls.com](http://www.godlypearls.com)

How many jars did the helpers fill with water?

Godly Pearls ★ [www.godlypearls.com](http://www.godlypearls.com)

What is the meaning of a miracle?

Godly Pearls ★ [www.godlypearls.com](http://www.godlypearls.com)

What did Jesus ask the helpers to do after filling the jars with water?

Godly Pearls ★ [www.godlypearls.com](http://www.godlypearls.com)

What did the master of the feast say after he tasted the water that was turned to wine?

Godly Pearls ★ [www.godlypearls.com](http://www.godlypearls.com)

1

A man and a woman...



©2023. GodlyPearls

2

Jesus and his friends...



©2023. GodlyPearls

3

Mary told Jesus...



©2023. GodlyPearls

4

Then Jesus told...



©2023. GodlyPearls

5

The helpers...



©2023. GodlyPearls

6

The water...



©2023. GodlyPearls

# CONVERSATION CARDS

What can Jesus do that your parents cannot do for you?

1

Why is it good to be obedient?

2

Give examples of when God has given you what you needed.

3

Mention other miracles Jesus did in the bible.

4



I CAN MEMORIZE



"For with  
God nothing  
will be  
impossible."

Luke 1 : 37




I CAN PRAY



Dear God, thank You  
because you give me all  
that I need. I ask that  
you help me to always  
trust you in Jesus' name.  
Amen.

Name: .....



A man and a woman were getting married in the village of Cana in Galilee.

Name: .....



Jesus told the helpers, "Fill the jars with water".  
There were six jars there, so, the helpers filled the six  
jars to the brim.

Name: .....



The master of the feast tasted the water that Jesus turned to wine. Jesus can do miracles!

# JESUS TURNS WATER TO WINE

A lesson on God's provision

Word Search

Find and circle the words below

Name: .....

x	J	e	s	u	s	g	f	w	v
l	h	s	v	u	p	z	k	a	s
g	n	i	d	d	e	W	w	w	t
n	r	v	k	j	h	w	w	y	n
n	n	g	i	C	a	n	a	e	a
r	l	x	c	t	o	n	n	s	v
r	k	o	r	w	e	i	w	s	r
q	n	s	g	s	W	d	k	g	e
u	d	G	a	l	i	l	e	e	S
x	D	i	s	c	i	p	l	e	s

Wedding  
Cana  
Galilee  
Jesus



Disciples  
Invited  
Servants  
Wine




# JESUS TURNS WATER TO WINE

A lesson on God's provision

Word Search - answers

Find and circle the words below

Name: .....



Wedding  
Cana  
Galilee  
Jesus



Disciples  
Invited  
Servants  
Wine




# JESUS TURNS WATER TO WINE

A lesson on God's provision

Crossword Puzzle

Read each clue. Then, write the missing word in the puzzle.

Name: .....



©2023. Godly Pearls

## Across

2. Mary, the ..... of Jesus was at the wedding too (6)
5. Jesus told the helpers to fill six jars with ..... (5)
7. The ..... of Jesus were also invited to the wedding (9)

## Down

1. The master of the ..... tasted the water that was made wine (5)
2. Jesus has the power to do ..... (8)
3. "They have no wine". Who said this? (4)
4. Jesus was invited to a ..... in Cana of Galilee (7)
6. "What does this have to do with me? This is not yet my time". Who said this? (5)




# JESUS TURNS WATER TO WINE

A lesson on God's provision

Crossword Puzzle - answers

Read each clue. Then, write the missing word in the puzzle.

Name: .....



©2023. Godly Pearls

## Across

2. Mary, the ..... of Jesus was at the wedding too (6)
5. Jesus told the helpers to fill six jars with ..... (5)
7. The ..... of Jesus were also invited to the wedding (9)

## Down

1. The master of the ..... tasted the water that was made wine (5)
2. Jesus has the power to do ..... (8)
3. "They have no wine". Who said this? (4)
4. Jesus was invited to a ..... in Cana of Galilee (7)
6. "What does this have to do with me? This is not yet my time". Who said this? (5)


# JESUS TURNS WATER TO WINE

A lesson on God's provision

Puzzle sheet

Mary needs to speak with Jesus about wine at the wedding. Help Mary get to Jesus!

Name: .....



# JESUS TURNS WATER TO WINE

A lesson on God's provision

## Word Scramble

Instruction: Unscramble the words below using clues from the word list

Name: .....

LACMEIR

-----

RJA

-----

EHORMT

-----

SFAET

-----

YAMR

-----

EATTS

-----

PELRUOFW

-----

WETRA

-----

### Word list

Water

Mary

Feast

Powerful



Miracle

Taste

Jar

Mother