

SPEAKING BOLDLY FOR JESUS

The story of Paul and Silas



BY: GODLY PEARLS

INSTRUCTIONS FOR EDUCATORS

Thank you for downloading this Bible story teaching pack from Godly Pearls (godlypearls.com). We exist to make Jesus Christ known, one story at a time.

This Bible story teaching pack is titled “Speaking boldly for Jesus: The story of Paul and Silas”. This is the retelling of the story of Paul and Silas in the bible. The story focuses on the encounter of Paul and Silas with a slave girl that had an evil spirit. We explained that Paul commanded the evil spirit to leave the girl in the name of Jesus and the evil spirit came out! However, her masters were not happy and accused Paul and Silas wrongly. They later went to prison. In the prison, they sang and prayed, and God delivered them. Paul and Silas were very bold as they continued to tell people about Jesus.

What does the story mean for kids? Kids will learn that they can be bold and tell people about Jesus. Also, they can talk to God anytime and anywhere – just like Paul and Silas sang and prayed in prison. Finally, kids will learn that God is always looking out for them.

The bible reference for this story is from Acts 16:16-32.

We ask that you take the time to prayerfully read the bible references provided and study the materials too. We pray “that the God of our Lord Jesus Christ, the Father of glory, may give unto you the spirit of wisdom and revelation in the knowledge of him” (Ephesians 1:17)

We do not take for granted the call and ministry of training kids in a godly way – right from their childhood. “Train up a child in the way he should go, and when he is old he will not depart from it” (Proverbs 22:6).

We do not underestimate the potentials for kids to understand and store God’s word in their hearts from their early age. “And that from childhood you have known the Holy Scriptures, which are able to make you wise for salvation through faith which is in Christ Jesus”

(2 Timothy 3:15).

Ultimately, we do not underestimate the power and will of God to bring these children into an enduring relationship with Him. But Jesus said, “Let the little children come to Me, and do not forbid them; for of such is the kingdom of heaven” (Matthew 19:14).

This is our desire, hope and joy – that each child might come to experience love and grace in Jesus as they understand His words.

In this Bible story teaching pack, you have the following:

1. Story book/cards.
You will get a book or a pack of large cards depending on how you print yours. This section has the retelling of the story of Paul and Silas. There are words and pictures to hold the attention of the children.
2. Conversation cards
These cards will provide some questions for you to explore with the kids. Encourage them to explore the story and lessons from the story of Paul and Silas using the questions in these cards. Use these cards in a group activity. You will be amazed at what you find out.
3. Story starter cards
Each of these cards has a story prompt or beginning sentence and a corresponding picture to help kids retell the story of Paul and Silas in their own words. Use these cards in a group activity. They will feel confident that they can tell the story and even go on to tell their friends and families. Are you a parent? You will enjoy listening to your child retelling this story.
4. Memory verse and prayer cards
Print these memory verse cards and ask the children to recite them a few times after the study. Then, ask them to take them home, so they can learn to recite the verses during the week. You can quickly ask them to recite the verse before the next study in the following week.
A prayer card is also provided – please use this only as a guide. The goal is for each child to be able to use their own words while praying to God.
5. Quiz cards
Questions are provided in the quiz cards. The questions are related to the study; thus, you can assess their understanding in this group activity.

6. Crossword puzzle

Print the puzzle to be used as assignment or solved after the study. The answers are included in the puzzle sheet.

7. Maze

Print the maze to be used as assignment or solved after the study.

8. Word search

Print the word search to be used as assignment or solved after the study. The answers are included in the word search sheet.

9. Word scramble

Print the word scramble sheet and get the kids to unscramble the words. A list of words is provided to make this quick, easy, and fun. If you are using with an older kid, you might want to cut out the word-list section and get them to unscramble the words without using the wordlist.

10. Learn and colour

Another activity aimed at emphasizing the study as kids interact with the pictures and the words.

Please note that the instructions are generic to educators.

You know your child/children best; so, feel free to adapt the contents as relevant to the different age groups you are teaching.

We hope you will find these resources useful in your homes, classes, churches, or any other location where you teach children the word of God.

We welcome any feedback you might have about using these resources. Please send an email to contact@godlypearls.com or reach out to us through our [Facebook page](#).

Thanks, and God bless you.

The Team at Godly Pearls.

©2024.  Godly Pearls

COPYRIGHT

Terms of Use: This free printable resource was designed for parents, Sunday School teachers, Kids club teachers, children evangelist, Christian educators, etc, to teach kids. It is for your personal or ministry use.

Please, DO NOT sell, host, reproduce, giveaway, or store for any reason other than personal or ministry uses.

Kindly share and encourage others to visit godlypearls.com/resource-centre/ where they can download a free copy of this and other resources directly from our resource page. Thanks, and God bless you!

ACCESS MORE RESOURCES

[Shop for FREE in our digital store](#)

[Read or download FREE eBooks](#)

LET'S CONNECT!

We would love to connect with you. Find us through any of the contacts below

Website: Visit godlypearls.com

Facebook Page: [Godly Pearls](#)

Instagram: [@godlypearlsnz](#)

Email: contact@godlypearls.com

This resource is not for sale. Thank you. ©2024. Godly Pearls - godlypearls.com

SPEAKING BOLDLY FOR JESUS

The story of Paul and Silas



BY: GODLY PEARLS

Speaking boldly for Jesus: The story of Paul and Silas.

A title in the *Bible story teaching pack* by Godly Pearls

Bible References: Acts 16:16 – 32.

You can use this resource to:

- ❖ *Discuss the story of Paul and Silas from the Bible.*
- ❖ *Discuss lessons from the story and what it means for kids today. Some suggestions are provided in the main story.*
- ❖ *Engage kids in the various activities to reinforce the story and the lessons.*

This resource was designed for parents, Sunday School teachers, Kids club teachers, Christian educators, evangelists, missionaries, etc.

Shop for FREE in our digital store

Read or download FREE eBooks

This resource is not for sale. Thank you.
©2024. Godly Pearls. godlypearls.com

GodlyPearls - godlypearls.com



Paul and Silas were on their way to a prayer meeting when a slave girl met them. The girl had an evil spirit that made her say things that will happen in the future and made lots of money for her masters. She followed Paul and Silas for many days, saying, "These men are the servants of the Most High God who show us the way of salvation".

©2024.  Godly Pearls



Later, Paul said to the evil spirit, “I command you in the name of Jesus Christ to come out of her”. And the evil spirit came out! She could no longer tell the future. When her masters saw that they would no longer make money from the girl, they dragged Paul and Silas to the leaders of the city.

©2024. **GodlyPearls**



The masters told the leaders of the city, "These men are teaching people bad things and causing a lot of trouble in the city". A lot of people started shouting at them too. The leaders of the city asked some men to beat Paul and Silas. Then, they told the jailer to put them in prison and keep them safe.

©2024. **GodlyPearls**


GodlyPearls - godlypearls.com

A jailer looks after the prison and all prisoners.



At midnight, Paul and Silas started praying and singing songs to God. The other prisoners listened to them. Suddenly, there was a great earthquake and the prison shook. The doors opened and the chains fell off from the prisoners.

©2024. **GodlyPearls**




When the jailer saw what happened, he was very afraid. He asked, "Sirs, what must I do to be saved?". Paul and Silas told him, "Believe in the Lord Jesus, and you will be saved, you and everyone in your house". They told the jailer about the good news, and he became a follower of Jesus.

©2024. [GodlyPearls](https://www.godlypearls.com)



Paul and Silas were not afraid to tell people about Jesus even when they were beaten.



In prison, Paul
and Silas prayed
and sang songs
to God.



God helped Paul
and Silas by
sending an
earthquake to set
them free from
their chains.

God is always
looking out
for me.



COPYRIGHT

Terms of Use: This free printable resource was designed for parents, Sunday School teachers, Kids club teachers, children evangelist, Christian educators, etc, to teach kids. It is for your personal or ministry use.

Please, DO NOT sell, host, reproduce, giveaway, or store for any reason other than personal or ministry uses.

Kindly share and encourage others to visit godlypearls.com/resource-centre/ where they can download a free copy of this and other resources directly from our resource page.

Thanks, and God bless you!

ATTRIBUTION

THANK YOU TO THESE CLIP ARTISTS



This resource is not for sale. Thank you. ©2024. Godly Pearls. godlypearls.com

GodlyPearls - godlypearls.com

THANK YOU!

Thank you for downloading this resource.

We hope you find it impactful on you and the kids you teach the word of God. We hope this resource will enable a deeper understanding of who God is - and help develop a personal and life-long relationship with God who loves us so much.

Please do not hesitate to contact us if you have any questions. We will be happy to help as much as we can.

LET'S CONNECT!

We would love to connect with you. Find us through any of the contacts below

Website: Visit godlypearls.com
Facebook Page: [Godly Pearls](https://www.facebook.com/GodlyPearls)
Instagram: @godlypearlsnz
YouTube: @godly.pearls
Email: contact@godlypearls.com

Shop for FREE in
our digital store



SCAN ME

SCAN ME



Read or
download FREE
eBooks

QUIZ CARDS

Where were Paul and Silas going to?

©2024. GodlyPearls

Who met Paul and Silas on the way?

©2024. GodlyPearls

Why was the slave girl able to say things that will happen in the future?

©2024. GodlyPearls

What did Paul say to the slave girl?

©2024. GodlyPearls

What did the masters of the slave girl do to Paul and Silas?

GodlyPearls

What did the leaders of the city do to Paul and Silas?

©2024. GodlyPearls

What did Paul and Silas do at midnight?

©2024. GodlyPearls

What happened after an earthquake in the prison?

©2024. GodlyPearls

What did the jailer ask Paul and Silas after the earthquake?

©2024. GodlyPearls

1

Paul and Silas were...



©2024 GodlyPearls

2

The masters...



©2024 GodlyPearls

3

The leaders of the city...



©2024 GodlyPearls

4

In the prison...



©2024 GodlyPearls

5

There was an...



©2024 GodlyPearls

6

The jailer...



©2024 GodlyPearls

STORY STARTERS

CONVERSATION CARDS

What can you do when you are afraid?

1

©2024. GodlyPearls.

What can you do to remain positive when something bad happens to you?

3

©2024. GodlyPearls.

How would you feel if you were being punished for doing what is right?

2

©2024. GodlyPearls.

How can you tell your friends and families about the love of Jesus?

4

©2024. GodlyPearls.



I CAN MEMORIZE



And He said to them, "Go into all the world and preach the gospel to every creature.

Mark 16 : 15



I CAN PRAY



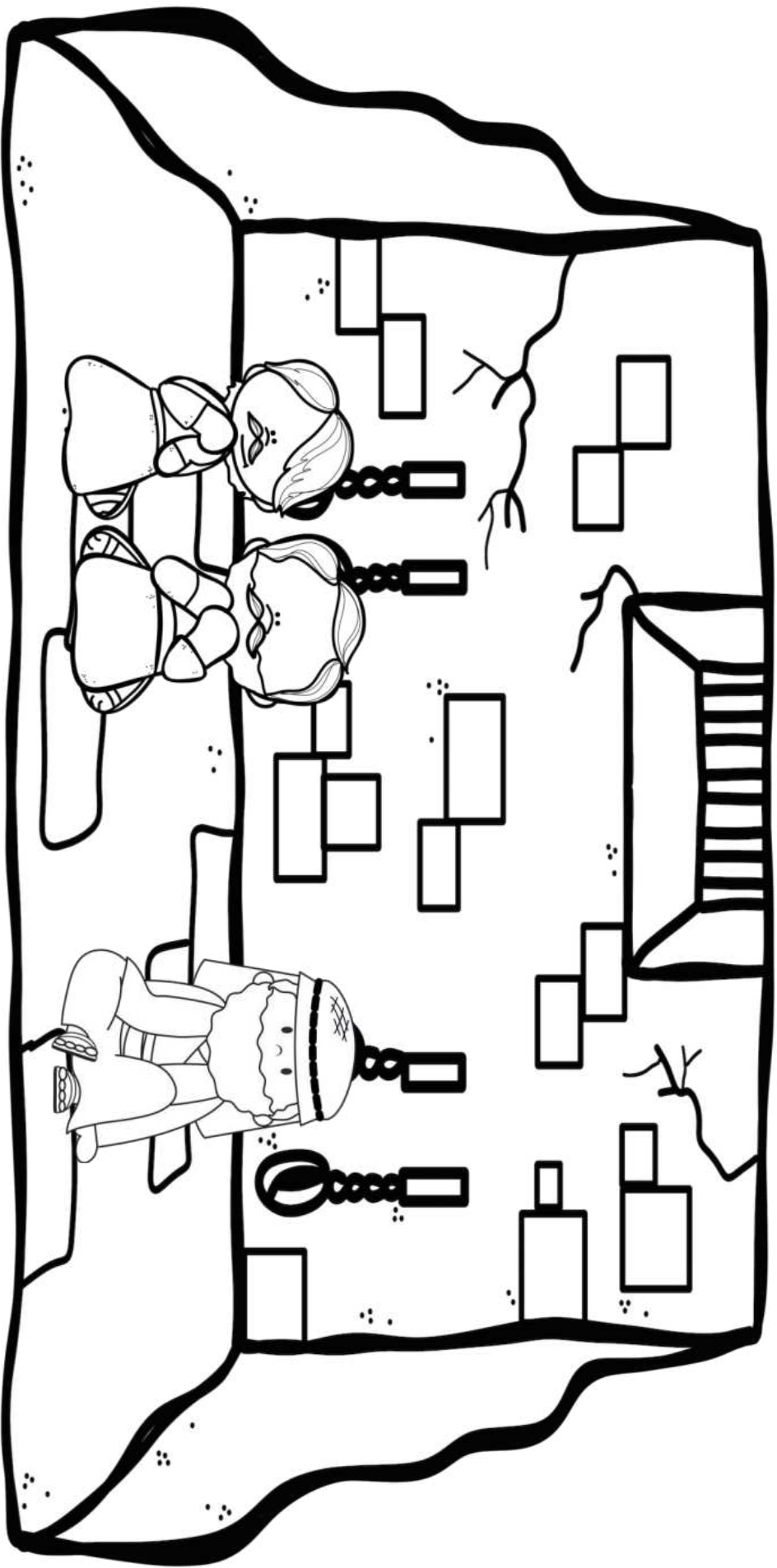
Dear God, thank You because you are always with me. Please help me to boldly tell others about You. I ask this in Jesus' name. Amen.

Name:




Paul said to the evil spirit, "I command you in the name of Jesus Christ to come out of her". And the evil spirit came out!

Name:



At midnight, Paul and Silas started praying and singing songs to God. The other prisoners listened to them.

Name:



Paul and Silas told the jailer, "Believe in the Lord Jesus, and you will be saved, you and everyone in your house"

SPEAKING BOLDLY FOR JESUS

The story of Paul and Silas

Word Search

Find and circle the words below

Name:

v	n	q	p	E	b	r	l	a	q	d	t
H	v	j	j	a	b	l	w	f	i	i	k
o	o	u	z	r	q	t	z	x	r	n	z
u	n	A	u	t	h	o	r	i	t	y	w
s	o	v	r	h	f	w	p	f	q	k	g
e	h	v	e	q	x	S	g	l	f	c	g
h	i	e	y	u	s	J	a	i	l	e	r
o	f	a	a	a	t	q	x	u	r	y	d
l	y	g	r	k	b	n	S	l	a	v	e
d	s	q	P	e	s	g	l	p	b	o	e
s	r	e	n	o	s	i	r	P	y	e	o
q	m	t	c	c	p	x	x	z	p	v	a

Authority		Earthquake
Household		Jailer
Slave		Spirit
Prayer		Prisoners



SPEAKING BOLDLY FOR JESUS

The story of Paul and Silas

Word Search - answers

Find and circle the words below



Authority		Earthquake
Household		Jailer
Slave		Spirit
Prayer		Prisoners



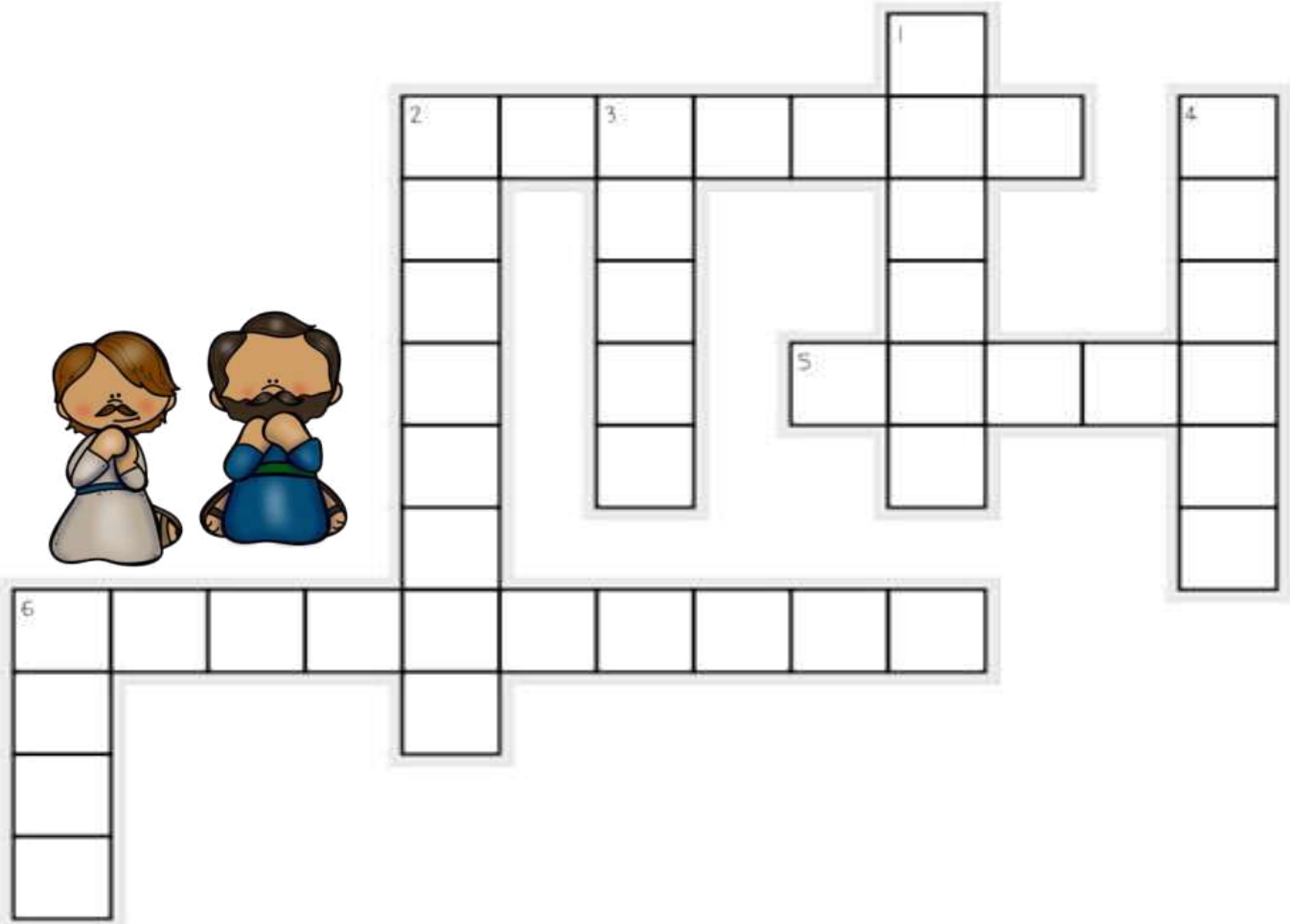
SPEAKING BOLDLY FOR JESUS

The story of Paul and Silas

Crossword Puzzle

Read each clue. Then, write the missing word in the puzzle.

Name:



©2024. GodlyPearls

Across

2. The slave girl made lots of money for her _____ (7)
5. The jailer later became a follower of _____ (5)
6. When Paul and Silas prayed, there was an _____ in the prison (10)

Down

1. Paul and Silas were going to a _____ meeting when they saw a slave girl (6)
2. At _____, Paul and Silas prayed and sang songs to God (8)
3. The jailer asked, what must I do to be _____? (5)
4. The leaders of the city told the jailer to put Paul and Silas in _____ (6)
6. The slave girl had an _____ spirit that made her say things that will happen in the future (4)




SPEAKING BOLDLY FOR JESUS

The story of Paul and Silas

Crossword Puzzle - answers

Read each clue. Then, write the missing word in the puzzle.



©2024. GodlyPearls

Across

2. The slave girl made lots of money for her _____ (7)
5. The jailer later became a follower of _____ (5)
6. When Paul and Silas prayed, there was an _____ in the prison (10)

Down

1. Paul and Silas were going to a _____ meeting when they saw a slave girl (6)
2. At _____, Paul and Silas prayed and sang songs to God (8)
3. The jailer asked, what must I do to be _____? (5)
4. The leaders of the city told the jailer to put Paul and Silas in _____ (6)
6. The slave girl had an _____ spirit that made her say things that will happen in the future (4)


SPEAKING BOLDLY FOR JESUS

The story of Paul and Silas

Puzzle sheet

Paul and Silas are in prison! Help them find the way out.

Name:



SPEAKING BOLDLY FOR JESUS

The story of Paul and Silas

Word Scramble

Instruction: Unscramble the words below using clues from the word list

Name:

MRASTES

ELVBEIE

TNIHIDGM

ETTUIUDML

NIPORS

TOIPFR

VATISNAOL

VEASSNRT

Word list

Prison
Salvation
Profit
Believe



Midnight
Servants
Multitude
Masters

