




LET THERE BE LIGHT

The story of God's wonderful creation



BY: GODLY PEARLS



Thank you for downloading this Bible story teaching pack from Godly Pearls (godlypearls.com). We exist to make Jesus Christ known, one story at a time.

This Bible story teaching pack is titled “Let there be light: The story of God’s wonderful creation”. This is the retelling of the history of creation as found in the book of Genesis. While explaining this story to your students, it is important to emphasize the following:

- God is the One who created the heavens and the earth (Genesis 1:1).
- After a busy day at school and extracurricular activities, God wants us to rest (Genesis 2:2).
- God made humans as males and females despite what the world says (Genesis 1:27; Matthew 19:4). Encourage your students to be content and proud of who God has made them to be. Each one is unique and beautiful (Psalm 139:14).
- God created the world by His word (Hebrews 11:3). Words are powerful (Proverbs 18:21). Encourage your students to choose their words wisely.

The bible references for this story are Genesis 1: 1 – 31; 2: 1 – 3.

We ask that you take the time to prayerfully read the bible references provided and study the materials too. We pray “that the God of our Lord Jesus Christ, the Father of glory, may give unto you the spirit of wisdom and revelation in the knowledge of him” (Ephesians 1:17)

We do not take for granted the call and ministry of training kids in a godly way – right from their childhood. “Train up a child in the way he should go, and when he is old he will not depart from it” (Proverbs 22:6).

We do not underestimate the potentials for kids to understand and store God’s word in their hearts from their early age. “And that from childhood you have known the Holy Scriptures, which are able to make you wise for salvation through faith which is in Christ Jesus”

(2 Timothy 3:15).

Ultimately, we do not underestimate the power and will of God to bring these children into an enduring relationship with Him. But Jesus said, “Let the little children come to Me, and do not forbid them; for of such is the kingdom of heaven” (Matthew 19:14). This is our desire, hope and joy – that each child might come to experience love and grace in Jesus as they understand His words.

In this Bible story teaching pack, you have the following:

1. Story book/cards

You will get a book or a pack of large cards depending on how you print yours. This section has the retelling of the story of God's wonderful creation. There are words and pictures to hold the attention of the children.

2. Conversation cards

These cards will provide some questions for you to explore with the kids. Encourage them to explore the story and lessons from the story of God's wonderful creation using the questions in these cards. Use these cards in a group activity. You will be amazed at what you find out.

3. Story starter cards

Each of these cards has a story prompt or beginning sentence and a corresponding picture to help kids retell the story of God's wonderful creation in their own words. Use these cards in a group activity. They will feel confident that they can tell the story and even go on to tell their friends and families. Are you a parent? You will enjoy listening to your child retelling this story.

4. Memory verse and prayer cards

Print these memory verse cards and ask the children to recite them a few times after the study. Then, ask them to take them home, so they can learn to recite the verses during the week. You can quickly ask them to recite the verse before the next study in the following week.

A prayer card is also provided – please use this only as a guide. The goal is for each child to be able to use their own words while praying to God.

5. Quiz cards

Questions are provided in the quiz cards. The questions are related to the study; thus, you can assess their understanding in this group activity.

6. Crossword puzzle
Print the puzzle to be used as assignment or solved after the study. The answers are included in the puzzle sheet.
7. Maze
Print the maze to be used as assignment or solved after the study.
8. Word search
Print the word search to be used as assignment or solved after the study. The answers are included in the word search sheet.
9. Word scramble
Print the word scramble sheet and get the kids to unscramble the words. A list of words is provided to make this quick, easy, and fun. If you are using with an older kid, you might want to cut out the word list section and get them to unscramble the words without using the word list.
10. Learn and colour
Another activity aimed at emphasizing the study as kids interact with the pictures and the words.

Please note that the instructions are generic to educators. You know your child/children best; so, feel free to use language that is right for the age group you are teaching.

We hope you will find these resources useful in your homes, classes, churches, or any other location where you teach children the word of God.

We welcome any feedback you might have about using these resources. Please send an email to contact@godlypearls.com or reach out to us through our [Facebook page](#).

Thanks, and God bless you.
The Team at Godly Pearls.

©2025. **GODLY PEARLS**

COPYRIGHT

Terms of Use: This free printable resource was designed for parents, Sunday School teachers, Kids club teachers, children evangelist, Christian educators, etc, to teach kids. It is for your personal or ministry use.

Please, DO NOT sell, host, reproduce, giveaway, or store for any reason other than personal or ministry uses.

Kindly share and encourage others to visit godlypearls.com/resource-centre/ where they can download a free copy of this and other resources directly from our resource page. Thanks, and God bless you!

ACCESS MORE RESOURCES

[Shop for FREE in our digital store](#)

[Read or download FREE eBooks](#)

LET'S CONNECT!

We would love to connect with you. Find us through any of the contacts below

Website: Visit godlypearls.com

Facebook Page: [Godly Pearls](#)

Instagram: [@godlypearlsnz](#)

Email: contact@godlypearls.com

This resource is not for sale. Thank you. ©2025. Godly Pearls - godlypearls.com



LET THERE BE LIGHT

The story of God's wonderful creation

BY: GODLY PEARLS

Let there be light: The story of God's wonderful creation

A title in the *Bible story teaching pack* by Godly Pearls

Bible References: Genesis 1: 1 – 3 |; 2: 1 – 3.

You can use this resource to:

- ❖ *Discuss the story of how God created the world from the Bible.*
- ❖ *Discuss lessons from the story and what it means for kids today. Some suggestions are provided in the main story.*
- ❖ *Engage kids in the various activities to reinforce the story and the lessons.*

This resource was designed for parents, Sunday School teachers, Kids club teachers, Christian educators, evangelists, missionaries, etc.

Shop for FREE in our digital store

Read or download FREE eBooks


This resource is not for sale. Thank you.
©2025. Godly Pearls. godlypearls.com.

 godlypearls.com

2


In the beginning, God created the heavens and the earth out of nothing. The earth was empty and had no shape. There was darkness. The Spirit of God was moving over the surface of the waters.

©2025. **GODLY PEARLS**



And God said, "Let there be light", and there was light. God saw that the light was good. Then, He separated the light from the darkness. So, God created the day and the night on the first day.

©2025. [GODLY PEARLS](https://www.godlypearls.com)





Then God said, “Let there be a huge space between the waters”, and it was so. God separated the water under the huge space from the water above it. He called the huge space, “sky”. So, God created the sky on the second day.

©2025. **GODLY PEARLS**



Then God said, “Let the water under the sky be gathered into one place, and let the dry land appear”, and it was so. Then, God said, “Let the land produce plants”. So, on the third day, God created dry land, seas, plants and trees.



Again, God said, “Let there be lights in the huge space of the sky to separate the day from the night; and let them be for signs and seasons, and for days and years”. So, on the fourth day, God created the sun, moon and stars.



©2025. [GODLY PEARLS](https://www.godlypearls.com)


On the fifth day, God created the great sea creatures; and every kind of living thing that fills the seas and moves about in them. He created every kind of bird that flies. God saw that it was good, and He blessed them, saying, "Be fruitful and multiply".

©2025. **GODLY PEARLS**




God created every kind of wild animals, livestock and creatures that move along the ground. Then, God said, “Let Us make man in Our image”. So, God created male and female that look like Him and gave them authority over the other things He created. This was the sixth day.

©2025. **GODLY PEARLS**



By the seventh day, God had finished the work that He had been doing. So, He rested from all his work. God blessed the seventh day and made it holy. He blessed it because He rested from all his work on the seventh day.

©2025. **GODLY PEARLS**



God created
everything in
heaven and on
earth. He is the
wonderful
Creator.



All the things
God created are
very good,
beautiful and
useful.
You are beautiful.



God made us
to be just like
Him, loving
and kind.

I am happy with
who God made
me to be.



COPYRIGHT

Terms of Use: This free printable resource was designed for parents, Sunday School teachers, Kids club teachers, children evangelist, Christian educators, etc, to teach kids. It is for your personal or ministry use.

Please, DO NOT sell, host, reproduce, giveaway, or store for any reason other than personal or ministry uses.

Kindly share and encourage others to visit godlypearls.com/resource-centre/ where they can download a free copy of this and other resources directly from our resource page.

Thanks, and God bless you!

ATTRIBUTION

THANK YOU TO THESE CLIP ARTISTS



THANK YOU!

Thank you for downloading this resource.

We hope you find it impactful on you and the kids you teach the word of God. We hope this resource will enable a deeper understanding of who God is - and help develop a personal and life-long relationship with God who loves us so much.

Please do not hesitate to contact us if you have any questions. We will be happy to help as much as we can.

LET'S CONNECT!

We would love to connect with you. Find us through any of the contacts below

Website: Visit godlypearls.com
Facebook Page: [Godly Pearls](#)
Instagram: @godlypearlsnz
YouTube: @godly.pearls
Email: contact@godlypearls.com

Shop for FREE in
our digital store



SCAN ME

SCAN ME



Read or
download FREE
eBooks

What did the earth look like before God created the light?

What did God create on the second day?

On the third day, God created dry land, seas, plants and trees. How did He create all of these?

What did God create on the fourth day?

What did God do on the seventh day?

How did God describe all the things that He created?


Why did God bless the seventh day and make it holy?

What did God create on the sixth day?

Mention five things you could find in the garden of Eden.


1

In the beginning...




2

Then, God said...



3

On day one ...
On day two ...




4

On day three ...
On day four ...



5

On the sixth day...



6

On the seventh day...



STORY STARTERS

LET THERE BE LIGHT— The story of God's wonderful creation

©2025. GODLY PEARLS

What are some creative activities you like to do?

1

How can you think about God when you walk across the beach, climb a mountain, or visit the zoo?

2

How do you feel about who God made you to be?
(Read Psalm 139:14)

3

How powerful do you think your words are?
(Reflect on Proverbs 18:21)

4



I CAN MEMORIZE

I will praise You, for I
am fearfully and
wonderfully made;
Marvelous are Your
works, and that my soul
knows very well.

Psalm 139 : 14

©2025. **GODLY PEARLS**



I CAN PRAY

Dear God, thank You for
creating the heavens, earth
and everything in it. Thank
You for making me
beautiful just like You. Help
me to always praise You in
Jesus' name. Amen.

©2025. **GODLY PEARLS**



I CAN MEMORIZE

I will praise You, for I
am fearfully and
wonderfully made;
Marvelous are Your
works, and that my soul
knows very well.

Psalm 139 : 14

©2025. **GODLY PEARLS**




I CAN PRAY

Dear God, thank You for
creating the heavens, earth
and everything in it. Thank
You for making me
beautiful just like You. Help
me to always praise You in
Jesus' name. Amen.


©2025. **GODLY PEARLS**

Name:



And God said, "Let there be light", and there was light.
God saw that the light was good. God created the
day and the night on the first day.

Name:



Then God said, "Let there be a huge space between the waters", and it was so.

God created the sky on the second day.

Name:



On the fifth day, God created the great sea creatures; and every kind of living thing that fills the seas and moves about in them. He created every kind of bird that flies.

LET THERE BE LIGHT


The story of God's wonderful creation

Word Search

Find and circle the words below

Name:

s	d	s	y	x	y	a	y	f	t	s	i
r	l	e	o	t	w	t	d	u	w	s	n
b	p	a	s	y	i	i	m	g	r	t	w
g	r	d	m	s	y	r	n	d	e	n	g
v	x	h	w	i	e	i	o	r	o	a	v
l	x	t	r	y	n	l	b	h	t	l	h
g	a	d	c	n	p	a	b	h	t	p	z
v	x	l	i	z	o	l	h	r	v	u	e
a	g	g	r	f	t	h	g	i	l	b	a
z	e	s	e	a	s	o	n	s	c	w	u
b	v	w	h	j	d	h	t	r	a	e	z
e	n	d	s	u	i	d	u	o	q	e	j


Seasons		Earth
Animals		Plants
Authority		Blessed
Light		Beginning

LET THERE BE LIGHT

The story of God's wonderful creation

Word Search - answers

Find and circle the words below



Seasons
Animals
Authority
Light



Earth
Plants
Blessed
Beginning


LET THERE BE LIGHT

The story of God's wonderful creation

Crossword Puzzle

Read each clue. Then, write the missing word in the puzzle.

Name:



©2025. **GODLY PEARLS**

Across

- 2. On the first day, God created the day and(5)
- 4. After God finished the work, He (6)
- 6. In the beginning, God the heavens and the earth out of nothing (7)
- 8. On the fourth day, God created the sun, and stars (4)

Down

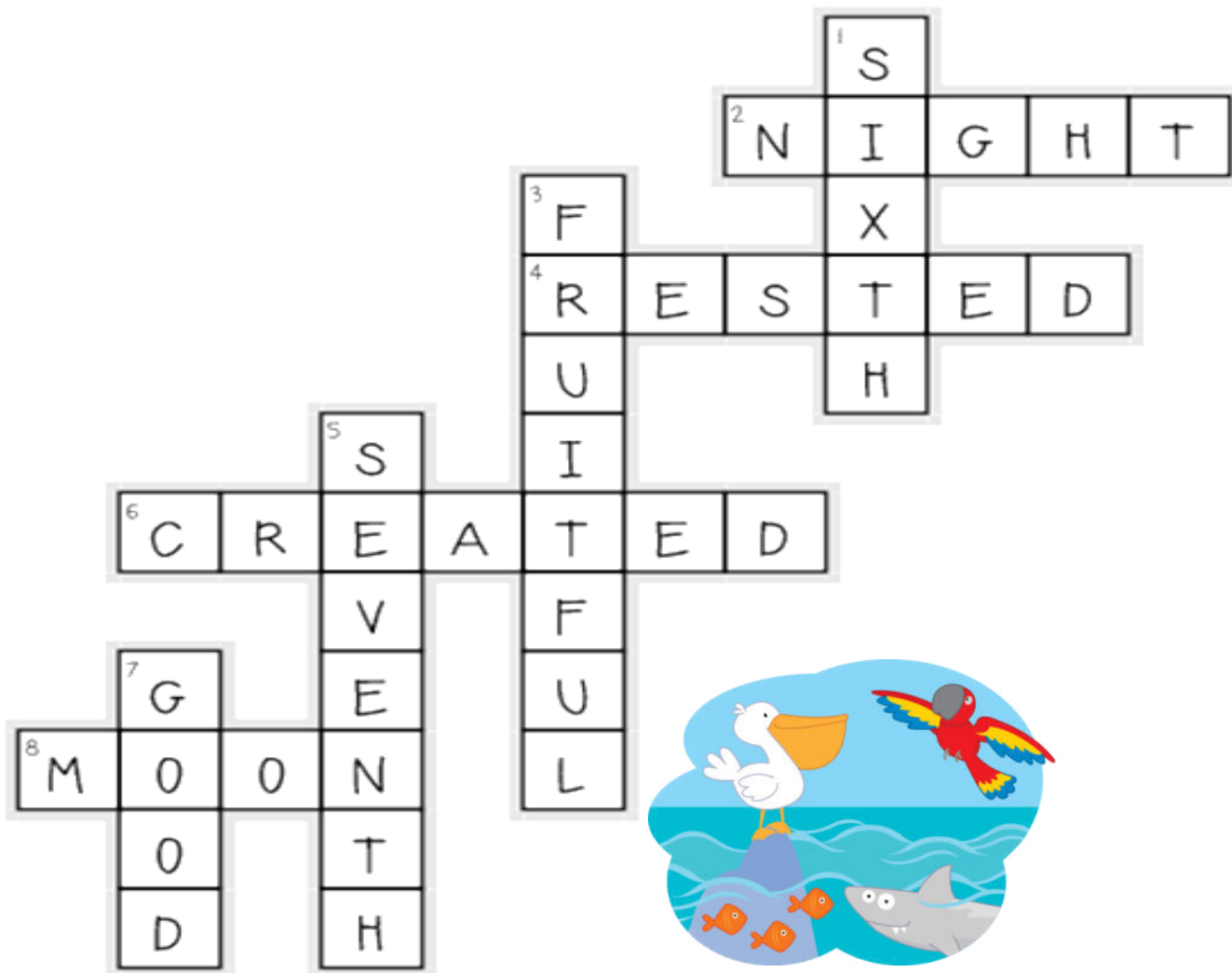
- 1. God made man in His image on the day (5)
- 3. God blessed all that He created, saying, "Be and multiply" (8)
- 5. God finished the work on the day (7)
- 7. God saw that everything He created was (4)

LET THERE BE LIGHT

The story of God's wonderful creation

Crossword Puzzle - answers

Read each clue. Then, write the missing word in the puzzle.



©2025. **GODLY PEARLS**

Across

2. On the first day, God created the day and(5)
4. After God finished the work, He (6)
6. In the beginning, God the heavens and the earth out of nothing (7)
8. On the fourth day, God created the sun, and stars (4)

Down

1. God made man in His image on the day (5)
3. God blessed all that He created, saying, "Be and multiply" (8)
5. God finished the work on the day (7)
7. God saw that everything He created was (4)



LET THERE BE LIGHT

The story of God's wonderful creation

Puzzle sheet

Quickly, help baby elephant get to Mama elephant. They need to find water.

Name:



LET THERE BE LIGHT

The story of God's wonderful creation

Word Scramble

Instruction: Unscramble the words below using clues from the word list

Name:

REOCITNA

EHEVSNA

NASEKSDR

TPLIUYML

UUFLRTFI

TEEVNSH

ASSTR

AMIGE

Word list

Image
Seventh
Multiply
Heavens



Darkness
Fruitful
Creation
Stars