

# LET MY PEOPLE GO

Moses and the plagues in Egypt



**BY: GODLY PEARLS**

# INSTRUCTIONS FOR EDUCATORS

Thank you for downloading this Bible story teaching pack from Godly Pearls ([godlypearls.com](http://godlypearls.com)). We exist to make Jesus Christ known, one story at a time.

This Bible story teaching pack is titled “Let my people go: Moses and the plagues in Egypt”. This is the retelling of the story of Moses as a leader who led the Israelites out of slavery in Egypt. While explaining this story to your students, it is important to emphasize the following:

- God hears us when we pray to Him for help (Psalm 91:15).
- God is very powerful and still does miracles today (Jeremiah 32:17).
- God is merciful and does not want anyone to perish (2 Peter 3:9).
- Those who trust in God are kept safe and secure (Isaiah 26:3)

The bible references for this story are Exodus 3:1 - 7, 10; 5:1; Chapters 7 - 11; 12:1 - 42; 14:16; 20: 1 - 3.

We ask that you take the time to prayerfully read the bible references provided and study the materials too. We pray “that the God of our Lord Jesus Christ, the Father of glory, may give unto you the spirit of wisdom and revelation in the knowledge of him” (Ephesians 1:17)

We do not take for granted the call and ministry of training kids in a godly way – right from their childhood. “Train up a child in the way he should go, and when he is old he will not depart from it” (Proverbs 22:6).

We do not underestimate the potentials for kids to understand and store God’s word in their hearts from their early age. “And that from childhood you have known the Holy Scriptures, which are able to make you wise for salvation through faith which is in Christ Jesus”

(2 Timothy 3:15).

Ultimately, we do not underestimate the power and will of God to bring these children into an enduring relationship with Him. But Jesus said, “Let the little children come to Me, and do not forbid them; for of such is the kingdom of heaven” (Matthew 19:14). This is our desire, hope and joy – that each child might come to experience love and grace in Jesus as they understand His words.

In this Bible story teaching pack, you have the following:

1. Story book/cards

You will get a book or a pack of large cards depending on how you print yours. This section has the retelling of the story of Moses and the plagues in Egypt. There are words and pictures to hold the attention of the children.

2. Conversation cards

These cards will provide some questions for you to explore with the kids. Encourage them to explore the story and lessons from the story of Moses and the plagues in Egypt using the questions in these cards. Use these cards in a group activity. You will be amazed at what you find out.

3. Story starter cards

Each of these cards has a story prompt or beginning sentence and a corresponding picture to help kids retell the story of Moses and the plagues in Egypt in their own words. Use these cards in a group activity. They will feel confident that they can tell the story and even go on to tell their friends and families. Are you a parent? You will enjoy listening to your child retelling this story.

4. Memory verse and prayer cards

Print these memory verse cards and ask the children to recite them a few times after the study. Then, ask them to take them home, so they can learn to recite the verses during the week.

You can quickly ask them to recite the verse before the next study in the following week.

A prayer card is also provided – please use this only as a guide. The goal is for each child to be able to use their own words while praying to God.

5. Quiz cards

Questions are provided in the quiz cards. The questions are related to the study; thus, you can assess their understanding in this group activity.

6. Crossword puzzle  
Print the puzzle to be used as assignment or solved after the study. The answers are included in the puzzle sheet.
7. Maze  
Print the maze to be used as assignment or solved after the study.
8. Word search  
Print the word search to be used as assignment or solved after the study. The answers are included in the word search sheet.
9. Word scramble  
Print the word scramble sheet and get the kids to unscramble the words. A list of words is provided to make this quick, easy, and fun. If you are using with an older kid, you might want to cut out the word list section and get them to unscramble the words without using the word list.
10. Learn and colour  
Another activity aimed at emphasizing the study as kids interact with the pictures and the words.

Please note that the instructions are generic to educators. You know your child/children best; so, feel free to use language that is right for the age group you are teaching.

We hope you will find these resources useful in your homes, classes, churches, or any other location where you teach children the word of God.

We welcome any feedback you might have about using these resources. Please send an email to [contact@godlypearls.com](mailto:contact@godlypearls.com) or reach out to us through our [Facebook page](#).

Thanks, and God bless you.  
The Team at Godly Pearls.

©2025. **GODLY PEARLS**

# COPYRIGHT

Terms of Use: This free printable resource was designed for parents, Sunday School teachers, Kids club teachers, children evangelist, Christian educators, etc, to teach kids. It is for your personal or ministry use.

Please, DO NOT sell, host, reproduce, giveaway, or store for any reason other than personal or ministry uses.

Kindly share and encourage others to visit [godlypearls.com/resource-centre/](http://godlypearls.com/resource-centre/) where they can download a free copy of this and other resources directly from our resource page. Thanks, and God bless you!

## ACCESS MORE RESOURCES

[Shop for FREE in our digital store](#)

[Read or download FREE eBooks](#)

## LET'S CONNECT!

We would love to connect with you. Find us through any of the contacts below

Website: Visit [godlypearls.com](http://godlypearls.com)

Facebook Page: [Godly Pearls](#)

Instagram: [@godlypearlsnz](#)

Email: [contact@godlypearls.com](mailto:contact@godlypearls.com)

This resource is not for sale. Thank you. ©2025. Godly Pearls - [godlypearls.com](http://godlypearls.com)

# LET MY PEOPLE GO

Moses and the plagues in Egypt



BY: GODLY PEARLS

# Let my people go: Moses and the plagues in Egypt.

A title in the *Bible story teaching pack* by Godly Pearls

**Bible References:** Exodus 3:1 - 7, 10 ; 5:1; Chapters 7 - 11; 12:1 - 42; 14:16; 20: 1 - 3.

You can use this resource to:

- ❖ *Discuss the bible story of how Moses led the people of Israel out from the slavery in Egypt.*
- ❖ *Discuss lessons from the story and what it means for kids today. Some suggestions are provided in the main story.*
- ❖ *Engage kids in the various activities to reinforce the story and the lessons.*

*This resource was designed for parents, Sunday School teachers, Kids club teachers, Christian educators, evangelists, missionaries, etc.*

Shop for FREE in our digital store

Read or download FREE eBooks

This resource is not for sale. Thank you.  
©2025. Godly Pearls. [godlypearls.com](http://godlypearls.com).

 godlypearls.com

2

The people of Israel were slaves in Egypt. They cried out to God for help. God heard and chose a man named Moses to do the very important work of leading the people out of Egypt.

©2025. GODLY PEARLS



God appeared to Moses in a burning bush that wasn't consumed by the fire. He told him, "I have seen the oppression of My people who are in Egypt... I will send you to Pharaoh that you may bring My people out of Egypt". Though Moses was afraid, God promised to be with him.

©2025. **GODLY PEARLS**



Moses and his elder brother, Aaron, went to Pharaoh and said, “Thus says the LORD God of Israel: ‘Let My people go, that they may serve Me’”. But Pharaoh’s heart was hardened, and he refused.


©2025. GODLY PEARLS




God sent ten plagues to show His power and force Pharaoh to let the Israelites go.

The first plague was water turning to blood throughout the land of Egypt.

©2025. **GODLY PEARLS**



The second was frogs covering the land of Egypt.





The third plague was lice on humans and animals in Egypt.

The fourth plague was swarms of flies everywhere.



The fifth plague was the death of livestock such as cattle, horses, donkeys, camels, and sheep. The sixth plague was painful boils on everyone in Egypt.

The seventh plague was hail mixed with fire.



The eighth plague was locusts destroying their crops.

The ninth was darkness in Egypt for three days.



The tenth and final plague was the death of all the firstborn of humans and animals in Egypt.

The firstborn of Pharaoh was killed in the tenth and final plague. Pharaoh was hurt and angry. He finally told Moses and Aaron, "Go, serve the LORD".

©2025. GODLY PEARLS



Moses led the people of Israel out of Egypt. They were marching close to the Red Sea. Then, Pharaoh changed his mind and chased after them with his army. But God saved them. The waters parted and they crossed safely on dry ground. Pharaoh's army tried to follow them, but they drowned in the sea.

©2025. **GODLY PEARLS**




Later, God gave the ten commandments to Moses. For many years, Moses taught the people of Israel how to follow God and obey His commandments.

©2025. GODLY PEARLS



When the people  
of Israel cried out  
to God for help,  
He heard and  
saved them.

God hears  
me when I  
call Him.



God sent the ten plagues to Egypt so that Pharaoh would know the power of God.



While the people of Israel lived in Egypt; the plagues did not affect them. God kept them safe.

God keeps me safe and secure.



# COPYRIGHT

**Terms of Use:** This free printable resource was designed for parents, Sunday School teachers, Kids club teachers, children evangelist, Christian educators, etc, to teach kids. It is for your personal or ministry use. Please, DO NOT sell, host, reproduce, giveaway, or store for any reason other than personal or ministry uses. Kindly share and encourage others to visit [godlypearls.com/resource-centre/](http://godlypearls.com/resource-centre/) where they can download a free copy of this and other resources directly from our resource page. Thanks, and God bless you!

## ATTRIBUTION THANK YOU TO THESE CLIP ARTISTS



## THANK YOU!

Thank you for downloading this resource.

We hope you find it impactful on you and the kids you teach the word of God. We hope this resource will enable a deeper understanding of who God is - and help develop a personal and life-long relationship with God who loves us so much.

Please do not hesitate to contact us if you have any questions. We will be happy to help as much as we can.

## LET'S CONNECT!

We would love to connect with you. Find us through any of the contacts below

Website: Visit [godlypearls.com](http://godlypearls.com)  
Facebook Page: [Godly Pearls](#)  
Instagram: @godlypearlsnz  
YouTube: @godly.pearls  
Email: [contact@godlypearls.com](mailto:contact@godlypearls.com)

Shop for FREE in  
our digital store



SCAN ME

SCAN ME



Read or  
download FREE  
eBooks

Why did the people of Israel cry out to God for help?

Who did God choose to lead the people of Israel out of Egypt?

Why did Pharaoh refuse to let the people of Israel go out of Egypt?

Why did Pharaoh finally ask the people of Israel to leave Egypt?

What is the name of the elder brother of Moses?

What was the first plague that God sent to Egypt?

Mention three plagues that God sent to Egypt (apart from the first and last plague)

What was the last plague that God sent to Egypt?

Moses saw a burning bush and heard God's voice. What did God tell Moses?

1

The people of  
Israel ...



2

God appeared ...



3

Moses and ...




4

God sent ...



5

Finally ...



6

But ...



# STORY STARTERS

LET MY PEOPLE GO – Moses and the plagues in Egypt

What can you do when you are afraid?

1

What do you understand by the word, "miracle"?

2

Mention five miracles in the bible that show the power of God

3

How can you be sure that God hears you when you pray to Him?

4



## I CAN MEMORIZE

You will keep him in  
perfect peace,  
Whose mind is stayed  
on You,  
Because he trusts in  
You.

Isaiah 26: 3

©2025. GODLY PEARLS



## I CAN PRAY

Dear Jesus, thank You  
for your great power,  
your love and for always  
keeping me safe.  
I ask that you help me to  
keep trusting You in  
Jesus' name. Amen.

©2025. GODLY PEARLS



## I CAN MEMORIZE

You will keep him in  
perfect peace,  
Whose mind is stayed  
on You,  
Because he trusts in  
You.

Isaiah 26: 3

©2025. GODLY PEARLS




## I CAN PRAY

Dear Jesus, thank You  
for your great power,  
your love and for always  
keeping me safe.  
I ask that you help me to  
keep trusting You in  
Jesus' name. Amen.

©2025. GODLY PEARLS

Name: .....



The Israelites were slaves in Egypt, and when they asked God for help, He chose Moses to lead them out of Egypt.

Name: .....



The firstborn of Pharaoh was killed in the tenth and final plague. Pharaoh was hurt and angry. He finally told Moses and Aaron, "Go, serve the LORD".

Name: .....



Moses led the Israelites out of Egypt, and when Pharaoh chased them, God parted the Red Sea so they could cross safely.

# LET MY PEOPLE GO

Moses and the plagues in Egypt

Word Search

Find and circle the words below

Name: .....

c	x	n	s	s	e	n	k	r	a	d	u
e	o	k	c	o	t	s	e	v	i	l	j
n	w	m	v	p	f	z	r	l	d	h	x
n	o	p	m	z	p	f	l	c	p	f	i
r	y	i	t	a	n	w	p	d	s	e	w
o	g	l	s	k	n	l	n	t	w	v	o
b	p	n	v	s	a	d	s	j	j	z	o
t	m	y	i	g	e	u	m	f	p	a	u
s	n	d	u	n	c	r	l	e	l	g	d
r	d	e	y	o	r	l	p	l	n	o	u
i	s	y	l	t	g	u	c	p	o	t	a
f	q	y	o	l	j	b	b	z	o	n	s

Burning  
Oppression  
Plagues  
Livestock



Locusts  
Darkness  
Firstborn  
Commandments

# LET MY PEOPLE GO

Moses and the plagues in Egypt

Word Search - answers

Find and circle the words below



Burning  
Oppression  
Plagues  
Livestock



Locusts  
Darkness  
Firstborn  
Commandments

# LET MY PEOPLE GO

Moses and the plagues in Egypt

## Crossword Puzzle

Read each clue. Then, write the missing word in the puzzle.

Name: .....



©2025. GODLY PEARLS

### Across

- 2. God sent ten ..... to show His power to Pharaoh and the Egyptians (7)
- 6. For many years, Moses taught the people of Israel how to follow God and obey His ..... (12)
- 8. Though Moses was afraid to face Pharaoh, God ..... to be with him(8)

### Down

- 1. After the ..... of Pharaoh died in the tenth plague, he finally let the people of Israel go (9)
- 3. God appeared to Moses in a ..... bush (7)
- 4. The people of Israel were ..... in Egypt (6)
- 5. Moses had an elder brother whose name was ..... (5)
- 7. God chose ..... to lead the people of Israel out of Egypt (5)



# LET MY PEOPLE GO

Moses and the plagues in Egypt

Crossword Puzzle - answers

Read each clue. Then, write the missing word in the puzzle.



©2025. GODLY PEARLS

## Across

- 2. God sent ten ..... to show His power to Pharaoh and the Egyptians (7)
- 6. For many years, Moses taught the people of Israel how to follow God and obey His ..... (12)
- 8. Though Moses was afraid to face Pharaoh, God ..... to be with him(8)

## Down

- 1. After the ..... of Pharaoh died in the tenth plague, he finally let the people of Israel go (9)
- 3. God appeared to Moses in a ..... bush (7)
- 4. The people of Israel were ..... in Egypt (6)
- 5. Moses had an elder brother whose name was ..... (5)
- 7. God chose ..... to lead the people of Israel out of Egypt (5)


# LET MY PEOPLE GO

Moses and the plagues in Egypt

Puzzle sheet

Help Moses quickly find his way to Pharaoh. Pharaoh has an important message for Moses.

Name: .....



# LET MY PEOPLE GO

Moses and the plagues in Egypt

## Word Scramble

Instruction: Unscramble the words below using clues from the word list

Name: .....

BODOL

-----

MLESCA

-----

RLAEIS

-----

ROFGS

-----

RHPAHAO

-----

MOERPSI

-----

SSREHO

-----

PROEW

-----

### Word list

Power  
Pharaoh  
Blood  
Horses



Camels  
Promise  
Israel  
Frogs