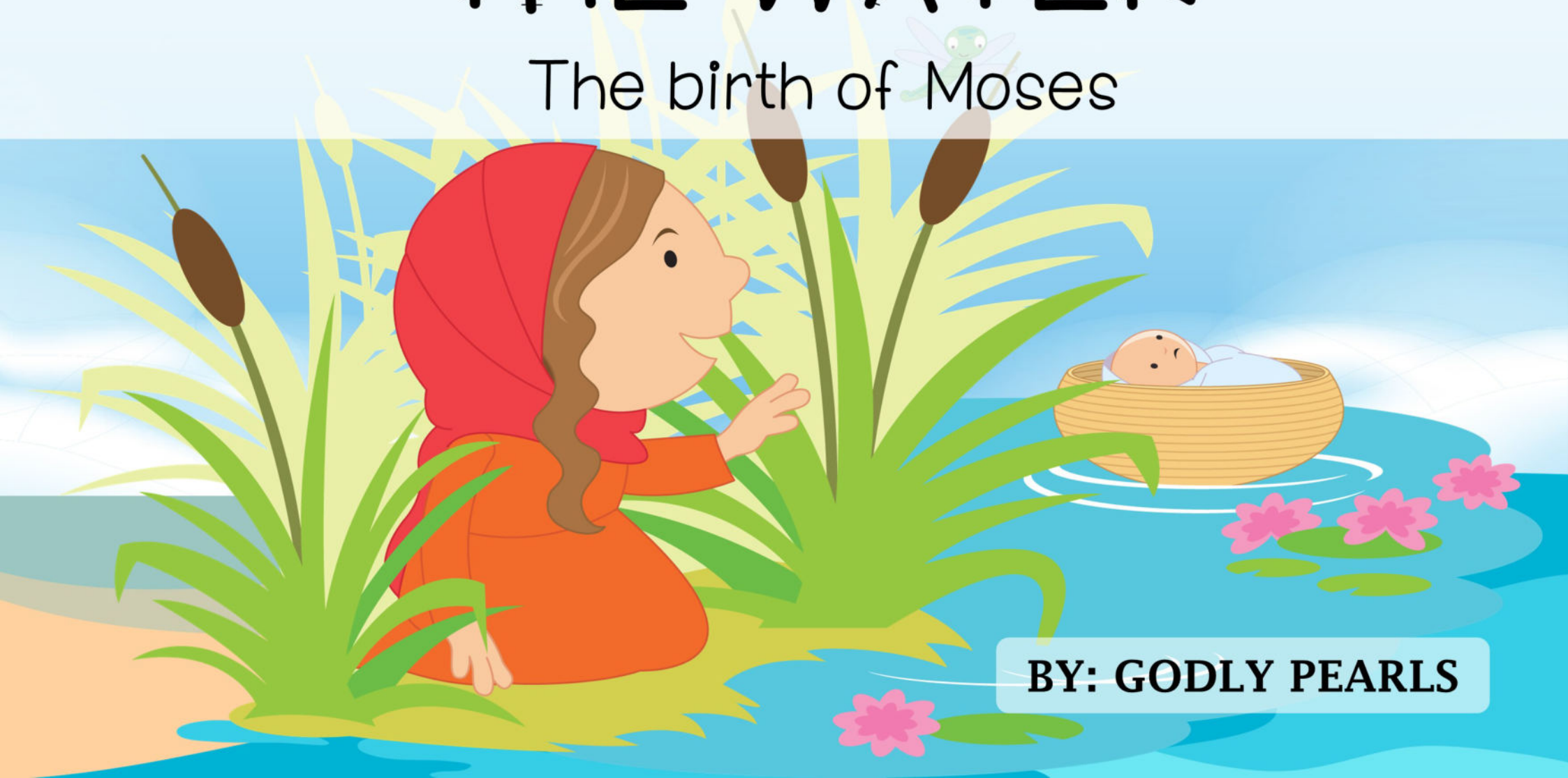


DRAWN OUT FROM THE WATER

The birth of Moses



BY: GODLY PEARLS

INSTRUCTIONS FOR EDUCATORS

Thank you for downloading this Bible story teaching pack from Godly Pearls (godlypearls.com). We exist to make Jesus Christ known, one story at a time.

This Bible story teaching pack is titled “Drawn out from the water: The birth of Moses”. This is the retelling of the birth of Moses and how God preserved his life. While explaining this story to your students, it is important to emphasize the following:

- God is always with you, so, you can be bold and strong (Joshua 1:9).
- Don't let anyone look down on you because you are young. Don't look down on yourself too. Be responsible (1 Timothy 4:12).
- God keeps you safe from every harm or evil. He is the One who preserves your life (Psalm 121: 7-8).
- God is always willing to give you wisdom so you can make good choices and decisions. Ask Him for wisdom today (James 1:5)

The bible reference for this story is Exodus 2:1 – 10.

We ask that you take the time to prayerfully read the bible references provided and study the materials too. We pray “that the God of our Lord Jesus Christ, the Father of glory, may give unto you the spirit of wisdom and revelation in the knowledge of him” (Ephesians 1:17)

We do not take for granted the call and ministry of training kids in a godly way – right from their childhood. “Train up a child in the way he should go, and when he is old he will not depart from it” (Proverbs 22:6).

We do not underestimate the potentials for kids to understand and store God's word in their hearts from their early age. “And that from childhood you have known the Holy Scriptures, which are able to make you wise for salvation through faith which is in Christ Jesus”

(2 Timothy 3:15).

Ultimately, we do not underestimate the power and will of God to bring these children into an enduring relationship with Him. But Jesus said, “Let the little children come to Me, and do not forbid them; for of such is the kingdom of heaven” (Matthew 19:14). This is our desire, hope and joy – that each child might come to experience love and grace in Jesus as they understand His words.

In this Bible story teaching pack, you have the following:

1. Story book/cards

You will get a book or a pack of large cards depending on how you print yours. This section has the retelling of the birth of Moses. There are words and pictures to hold the attention of the children.

2. Conversation cards

These cards will provide some questions for you to explore with the kids. Encourage them to explore the story and lessons from the birth of Moses using the questions in these cards.

Use these cards in a group activity. You will be amazed at what you find out.

3. Story starter cards

Each of these cards has a story prompt or beginning sentence and a corresponding picture to help kids retell the story of the birth of Moses in their own words. Use these cards in a group activity.

They will feel confident that they can tell the story and even go on to tell their friends and families. Are you a parent? You will enjoy listening to your child retelling this story.

4. Memory verse and prayer cards

Print these memory verse cards and ask the children to recite them a few times after the study. Then, ask them to take them home, so they can learn to recite the verses during the week.

You can quickly ask them to recite the verse before the next study in the following week.

A prayer card is also provided – please use this only as a guide. The goal is for each child to be able to use their own words while praying to God.

5. Quiz cards

Questions are provided in the quiz cards. The questions are related to the study; thus, you can assess their understanding in this group activity.

6. Crossword puzzle

Print the puzzle to be used as assignment or solved after the study. The answers are included in the puzzle sheet.

7. Maze

Print the maze to be used as assignment or solved after the study.

8. Word search

Print the word search to be used as assignment or solved after the study. The answers are included in the word search sheet.

9. Word scramble

Print the word scramble sheet and get the kids to unscramble the words. A list of words is provided to make this quick, easy, and fun. If you are using with an older kid, you might want to cut out the word list section and get them to unscramble the words without using the word list.

10. Learn and colour

Another activity aimed at emphasizing the study as kids interact with the pictures and the words.

Please note that the instructions are generic to educators. You know your child/children best; so, feel free to use language that is right for the age group you are teaching.

We hope you will find these resources useful in your homes, classes, churches, or any other location where you teach children the word of God.

We welcome any feedback you might have about using these resources. Please send an email to contact@godlypearls.com or reach out to us through our [Facebook page](#).

Thanks, and God bless you.

The Team at Godly Pearls.

©2025. **GODLY PEARLS**

COPYRIGHT

Terms of Use: This free printable resource was designed for parents, Sunday School teachers, Kids club teachers, children evangelist, Christian educators, etc, to teach kids. It is for your personal or ministry use.

Please, DO NOT sell, host, reproduce, giveaway, or store for any reason other than personal or ministry uses.

Kindly share and encourage others to visit godlypearls.com/resource-centre/ where they can download a free copy of this and other resources directly from our resource page. Thanks, and God bless you!

ACCESS MORE RESOURCES

[Shop for FREE in our digital store](#)

[Read or download FREE eBooks](#)

LET'S CONNECT!

We would love to connect with you. Find us through any of the contacts below

Website: Visit godlypearls.com

Facebook Page: [Godly Pearls](#)


Instagram: [@godlypearlsnz](#)

Email: contact@godlypearls.com

This resource is not for sale. Thank you. ©2025. Godly Pearls - godlypearls.com

DRAWN OUT FROM THE WATER

The birth of Moses



BY: GODLY PEARLS

Drawn out from the water: The birth of Moses

A title in the *Bible story teaching pack* by Godly Pearls

Bible Reference: Exodus 2: 1-10; 6:20

You can use this resource to:

- ❖ *Discuss the story of the birth of Moses from the Bible.*
- ❖ *Discuss lessons from the story and what it means for kids today. Some suggestions are provided in the main story.*
- ❖ *Engage kids in the various activities to reinforce the story and the lessons.*

This resource was designed for parents, Sunday School teachers, Kids club teachers, Christian educators, evangelists, missionaries, etc.

Shop for FREE in our digital store

Read or download FREE eBooks

This resource is not for sale. Thank you.
©2025. Godly Pearls. godlypearls.com.

 godlypearls.com

2

A long time ago, in Egypt, there was a couple named Amram and Jochebed. They were Hebrews and worked as slaves. They had a daughter named Miriam. Then, they gave birth to a baby boy and saw that he was a beautiful and special child.

©2025. **GODLY PEARLS**



Jochebed loved the boy very much and hid him for three months. This was because Pharaoh, the king of Egypt, had made a law that all Hebrew baby boys must be thrown into the river.

©2025. **GODLY PEARLS**



But when Jochebed could no longer hide her baby boy, she made a basket of bulrushes, coated it with bitumen and pitch, and placed him in it. She put the basket among the reeds by the riverbank.

©2025. **GODLY PEARLS**



The baby's elder sister, Miriam, stood at a distance to watch what would happen to him.

©2025. **GODLY PEARLS**



Soon, Pharaoh's daughter came to bathe in the river, and her maidens walked along the riverside. When Pharaoh's daughter saw the basket among the reeds, she sent her maid to get it.

©2025. **GODLY PEARLS**



When Pharaoh's daughter opened the basket, she saw the baby crying. She felt sorry for him and said, "This is one of the Hebrews' children."

©2025. GODLY PEARLS



Quickly, Miriam went to Pharaoh's daughter and asked, "Shall I go and call a nurse for you from the Hebrew women, that she may nurse the child for you?" Pharaoh's daughter said, "Go."

©2025. **GODLY PEARLS**



So, Miriam went and called Jochebed. Pharaoh's daughter told Jochebed, "Take this child away and nurse him for me, and I will give you your wages." The woman took her baby and nursed him.

©2025. **GODLY PEARLS**



When the child grew older, Jochebed took him to Pharaoh's daughter, and he became her son. Pharaoh's daughter named the boy Moses, saying, "Because I drew him out of the water."

©2025. **GODLY PEARLS**



Jochebed was a very bold and strong woman. She hid Moses even when it was dangerous to do so.



God kept Moses
safe.
He made
Pharaoh's
daughter find and
take care of him.



Miriam was a wise and responsible sister. She watched Moses and knew what to tell Pharaoh's daughter.

I will be
wise and
responsible.



COPYRIGHT

Terms of Use: This free printable resource was designed for parents, Sunday School teachers, Kids club teachers, children evangelist, Christian educators, etc, to teach kids. It is for your personal or ministry use. Please, DO NOT sell, host, reproduce, giveaway, or store for any reason other than personal or ministry uses. Kindly share and encourage others to visit godlypearls.com/resource-centre/ where they can download a free copy of this and other resources directly from our resource page. Thanks, and God bless you!

ATTRIBUTION THANK YOU TO THESE CLIP ARTISTS



THANK YOU!

Thank you for downloading this resource.

We hope you find it impactful on you and the kids you teach the word of God. We hope this resource will enable a deeper understanding of who God is - and help develop a personal and life-long relationship with God who loves us so much.

Please do not hesitate to contact us if you have any questions. We will be happy to help as much as we can.

LET'S CONNECT!

We would love to connect with you. Find us through any of the contacts below

Website: Visit godlypearls.com
Facebook Page: [Godly Pearls](#)
Instagram: @godlypearlsnz
YouTube: @godly.pearls
Email: contact@godlypearls.com

Shop for FREE in
our digital store



SCAN ME

SCAN ME



Read or
download FREE
eBooks

Mention the names of the father and mother of Moses

What does the name, "Moses" mean?

What is the name of Moses's elder sister? What was she doing by the riverbank?

Who saw a basket in the river? What did she do with the basket?

Why did Jochebed hide baby Moses for three months?

What did Miriam say to Pharaoh's daughter?

What did Jochebed do when she could no longer hide baby Moses?

What did Pharaoh's daughter ask Jochebed to do for her?

How did Pharaoh's daughter feel when she saw the basket?

1

Jochebed ...



2

When she could not...



3

Miriam ...
Later ...




4

When ...



5

Miriam said ...
Pharaoh's daughter told ...



6

When the child ...



Tell me about a time when you were brave, even though you felt scared.

1

What does it mean to be responsible?

2

Give examples of how you can be responsible?

3

Give examples of how your parents/guardians love and care for you.

4



I CAN MEMORIZE

Have I not commanded you?

Be strong and of good courage; do not be afraid, nor be dismayed, for the LORD your God is with you wherever you go.

Joshua 1 : 9

©2025. **GODLY PEARLS**



I CAN PRAY

Dear Jesus, thank You for your promise to always be with me. I ask that you help me to be strong and bold, especially when I feel scared in Jesus' name. Amen.

©2025. **GODLY PEARLS**



I CAN MEMORIZE

Have I not commanded you?

Be strong and of good courage; do not be afraid, nor be dismayed, for the LORD your God is with you wherever you go.

Joshua 1 : 9

©2025. **GODLY PEARLS**



I CAN PRAY

Dear Jesus, thank You for your promise to always be with me. I ask that you help me to be strong and bold, especially when I feel scared in Jesus' name. Amen.

©2025. **GODLY PEARLS**

Name:



Jochebed loved her baby boy and hid him for three months because Pharaoh, the king of Egypt, had ordered that all Hebrew baby boys be thrown into the river.

Name:



Miriam stood at a distance to watch what would happen to his baby brother.

Name:



When Moses grew older, his mother Jochebed took him to Pharaoh's daughter, who adopted him and named him Moses because she drew him out of the water.

DRAWN OUT FROM THE WATER

The birth of Moses

Word Search

Find and circle the words below

Name:

a	p	e	s	c	e	l	g	u	f	d	l
d	u	f	n	e	w	c	R	y	e	w	R
x	m	j	w	t	h	e	r	b	q	i	w
P	x	w	k	n	e	s	e	m	v	n	n
v	h	n	r	d	y	h	u	e	t	i	l
z	m	a	s	e	c	n	r	r	l	h	j
t	p	j	r	o	t	b	e	v	l	r	y
h	g	z	J	a	a	h	k	d	p	u	b
g	h	s	r	n	o	m	g	f	i	p	B
d	l	n	k	h	z	h	j	u	l	a	u
d	s	w	e	r	b	e	H	r	a	i	M
f	l	m	k	h	c	q	q	w	s	D	e

Jochebed
Hebrews
Pharaoh
Bulrushes



Reeds
Riverbank
Maiden
Daughter

DRAWN OUT FROM THE WATER

The birth of Moses

Word Search - answers

Find and circle the words below



Jochebed
Hebrews
Pharaoh
Bulrushes



Reeds
Riverbank
Maiden
Daughter


DRAWN OUT FROM THE WATER

The birth of Moses

Crossword Puzzle

Read each clue. Then, write the missing word in the puzzle.

Name:



©2025. GODLY PEARLS

Across

3. made a law that Hebrew baby boys must be thrown into the river (7)
4. Pharaoh's daughter named the baby boy (5)
6. Pharaoh's came to bathe in the river (8)
7. Jochebed hid his baby boy for months (5)

Down

1. Amram and lived in Egypt and worked as slaves (8)
2. When Pharaoh's daughter opened the basket, she saw the baby (6)
4. Amram and Jochebed had a daughter named (6)
5. Jochebed put her baby boy in a among the reeds by the riverbank (6)



DRAWN OUT FROM THE WATER

The birth of Moses

Crossword Puzzle - answers

Read each clue. Then, write the missing word in the puzzle.



©2025. GODLY PEARLS

Across

3. made a law that Hebrew baby boys must be thrown into the river (7)
4. Pharaoh's daughter named the baby boy (5)
6. Pharaoh's came to bathe in the river (8)
7. Jochebed hid his baby boy for months (5)

Down

1. Amram and lived in Egypt and worked as slaves (8)
2. When Pharaoh's daughter opened the basket, she saw the baby (6)
4. Amram and Jochebed had a daughter named (6)
5. Jochebed put her baby boy in a among the reeds by the riverbank (6)


Drawn out from the water

The birth of Moses

Puzzle sheet

Quickly, help Jochebed get to Pharaoh's daughter. Moses needs to go home now.

Name:



DRAWN OUT FROM THE WATER

The birth of Moses

Word Scramble

Instruction: Unscramble the words below using clues from the word list

Name:

ETGPY

LNCRHIDE

SEUNR

ESSMO

AERTW

ARIMMI

ESASVL

AKSEBT

Word list

Moses
Basket
Miriam
Nurse



Children
Slaves
Egypt
Water

