

MIX AND MATCH

*A guide to building your own
Sunday School curriculum*

BY: GODLY PEARLS





A NOTE TO CHRISTIAN EDUCATORS



Thank you for downloading **Mix and Match**, a guide to building your own Sunday School curriculum for Christian educators including parents, Sunday school teachers, bible club coordinators, missionaries, etc.



Mix and Match curriculum is flexible - you can build your own Sunday School curriculum by combining lessons from our interactive printable and digital resources tools.



When you open our interactive tools, you will find **links to ALL the resources** that we have published. All lessons are **FREE** to download from our website.



This Sunday School curriculum is designed for children and youth. Please use language that is right for the age group you are teaching.



The task of developing young hearts for Jesus is not an easy task. Let us not forget to prepare by praying, reading the bible and living out the lives of Jesus for our students to see.

*We pray “that the God of our Lord Jesus Christ, the Father of glory, may give unto you the spirit of wisdom and revelation in the knowledge of Him”
(Ephesians 1:17)*



PRINTABLE RESOURCES

The resources that you **CAN** download, print and distribute to your students are called “Printable Resources”.

We have organized **ALL** our printable resources into **one tool** so that you can **easily navigate** to find what you are looking for.

Note: As we add more printable resources to our website, we will also update this tool.



[CLICK TO INTERACT WITH THE TOOL](#)



DIGITAL RESOURCES


The resources that you **CANNOT** download and print are called “Digital Resources”. You need internet and a digital device (e.g. laptop, phone) to use these resources online.

We have organized **ALL** our digital resources into **one tool** so that you can **easily navigate** to find what you are looking for.

Note: As we add more digital resources, we will also update this tool.

[CLICK TO INTERACT WITH THE TOOL](#)





HOW TO BUILD YOUR SUNDAY SCHOOL CURRICULUM WITH THE TOOLS



[CLICK FOR PRINTABLE RESOURCES TOOL](#)



[CLICK FOR DIGITAL RESOURCES TOOL](#)



1




What **type of resource(s)** do you want? Do you want EITHER printable or digital resources, or BOTH? Navigate to the interactive tool(s) using the links above.

2




What is the **age group** you are interested in? (kids, youth, adult OR 3-4years, 5-7 years, 8-10 years). Click on the age group boxes on the interactive tools to get to your age group.

3




What **category of resource(s)** are you interested in? Categories include object lessons, thematic lessons, character study, bible story reading, etc. Choose one or more categories from the tool.

4



Scroll through all the titles in each category. Determine which of the titles you want to download. Remember, they are all FREE to download.





HOW TO BUILD YOUR SUNDAY SCHOOL CURRICULUM WITH THE TOOLS (CONTD.)

5



When you have found your titles, **click on the links**. This will take you to where you can find the lessons on our website.


6



Download the resources you want for FREE. Note that you might be asked to log in to your account. If you don't have an account, you can create one for free.

Note that you cannot download digital resources. Once you click on the link, you will be taken to Boom Learning, where you can use the resource. **[CLICK HERE TO FIND OUT MORE.](#)**

7



Repeat the process to find more materials. You can download as many as you need.



[CLICK FOR PRINTABLE RESOURCES TOOL](#)



[CLICK FOR DIGITAL RESOURCES TOOL](#)



Thank you for downloading this Sunday School curriculum. Feel free to send us your comments, feedback or questions. We will like to hear from you. Contact us on our [Facebook page](#) or email us. God bless you!

